Aerotermi

ATR
Serija

AVIT

AEROTERMI

Osvajajući novi dizajn daje ovom proizvodu totalno novi izgled i jednostavnu integraciju u komercijalne objekte (Tržne centre, trgovine, robne kuće, itd..).

- **ATR-E1A:** Aerotermi sa 1 brzinskim helikoidnim ventilatorom i vodenim coil-om (samo grejanje)
- **ATR-E3A:** Aerotermi sa 3 brzinskim helikoidnim ventilatorom i vodenim coil-om (samo grejanje)
- **ATR-E2CF:** Aerotermi sa 2 brzinskim helikoidnim ventilatorom i vodenim coil-om (grejanje i hlađenje)
- **ATR-E1E:** Aerotermi sa 1 brzinskim helikoidnim ventilatorom i grejačem 230V/1Ph/50Hz o 400V/3Ph/50Hz (samo grejanje)
- **ATR-C3A:** Aerotermi sa 3 brzinskim centrifugalnim ventilatorom i vodenim coil-om (samo grejanje, mogućnost kanalske ugradnje)
- **ATR-C3E:** Aerotermi sa 3 brzinskim centrifugalnim ventilatorom i grejačem 230V/1Ph/50Hz o 400V/3Ph/50Hz (samo grejanje, mogućnost kanalske ugradnje)

KUĆIŠTE (ČELIK ZAŠTIĆEN FARBOM + REŠETKA SA MOGUĆNOŠĆU REGULACIJE)
Kućište izrađeno od veoma debelog galvanizovanog čelika i zaštićenog Belom RAL 7004 bojom. Smanjene veličine. Rešetka sa mogućnošću regulacije sa odbojnikom **(mogućnost protoka vazduha u bilo kom smeru gore/dole)** zaštićen sivom farbom RAL7004, u skladu sa belom bojom kućišta.

STRUKTURA LEŽAJA (GALVANIZOVANI ČELIK)
Zadnja strana (= Struktura ležaja) izrađena od veoma debele ploče galvanizovanog čelika.

DRENAŽNI PANO(SAMO ZA VERZIJU ATR-E2CF)
Drenažni pano opremljen sa drenažom za kondenzate i termalnom izolacijom (klase M1). Glavno kućište sa unutrašnjom termalnom izolacijom.

IZMENJIVAČ TOPLOTE
- **Vodeni coil (za verzije: ATR-E1A ; ATR-E3A ; ATR-E2CF ; ATR-C3A)**
  Coil velike efikasnosti izrađen od bakarnih cevi i aluminijumskuh rebara fiksirani mehaničkom ekspanzijom. Coil- i bez ventila , standardna konekcija sa desne strane(po zahtevu sa leve strane).
  Coil-i testirani pod pritiskom od 30 Bar-a, pogodni za rad sa vodom pri maksimalnom pritisku od15 Bar-a.
- **Električni grejači (za verzije: ATR-E1E ; ATR-C3E)**
  Električni grejači proizvedeni u skladu sa internacionalnim električnim i bezbednosnim standardima od presovanih aluminijumskih rebara. Opremljeni su bezbednosnim termostatom "TS" sa automatskim resetom (bez prenosnog relea).

SEKCIJA VENTILATORA
Sekcija ventilatora podrazumeva 1 ili 2 ventilatora povezanih na 1 ili 2 el. motora. Montirani na elastične i anti vibracione konzole. Ventilatori statično i dinamično balansirani. El.motor je obezbeđen (Klixon) zaštitom,sa kondenzatorom u konstantnom radu, Klasa B, El. Kablovi su sa duplom izolacijom
Proizvedeni su u skladu sa internacionalnim standardima, sa zaštitnom rešetkom, 230V – 1Ph – 50Hz.
- **1 brzinski helikoidni ventilator (za verzije: ATR-E1A ; ATR-E1E)**
  Helikoidni ventilatori sa aluminijumskim lopaticama. 1- brzinski el. Motor, IP 54.
- **3 brzinski helikoidni ventilatori (za verziju: ATR-E3A)**
  Helikoidni ventilatori sa aluminijumskim lopaticama.2 brzinski el. motor, IP54 (snabdeven sa 6 brzinskim auto – regulatorom, sa 3 brzine =fleksibilnost, sa mogućnošću konekcije na opciju"dodatna brzina" brzo/sporo.
- **2 brzinski helikoidni ventilator (za verziju: ATR-E2CF)**
  Helikoidni ventilatori sa aluminijumskim lopaticama. 2 brzinski el. motor, IP54 (snabdeven sa 6 brzinskim auto – regulatorom); Velika brzina samo za grejanje; mala brzina samo za hlađenje.
- **3 brzinski centrifugalni ventilator (za verzije: ATR-C3A ; ATR-C3E)**
  Centrifugalni ventilator sa duplim dovodom vazduha i aluminijumskim lopaticama (unapred zakrivljenim lopaticama). 3 brzinski el. motor,IP 42.

ELEKTRIČNA OPREMA (MAMUTH TERMINALNA KONTROLNA TABLA)
Standard: "MamutH" model terminalne kontrolne table(IP20) montirana na stražnji deo uređaja. Daljinski upravljač je deo opreme.
Raspoloživ kao dodatni deo terminalne kontrolne table (terminalna kontrolna tabla sa ,Terminalna kontrolna tabla unutar sa električnom kutijom IP55 zaštite., itd..).

PLENUM SA VAZDUŠNIM FILTEROM (OPREMA)

Standardni uređaj bez vazdušnog filtera.Dostupan kao dodatna oprema, Plenum za različiti dovod vazduha + vazdušni filter (EUROVENT 4/5).

AEROTHERMS

The winning and new design give to this product a totally new look enabling an easy integration in commercial sites (Shopping Centres, Shops, Warehouses, Outlets, etc.) further to industrial sites, where this product is quite typical.

- **ATR-E1A:** Aerotherm with 1 speed helicoidal fan and water coil (only heating)
- **ATR-E3A:** Aerotherm with 3 speed helicoidal fan and water coil (only heating)
- **ATR-E2CF:** Aerotherm with 2 speed helicoidal fan and water coil (heating and cooling)
- **ATR-E1E:** Aerotherm with 1 speed helicoidal fan and electrical heater 230V/1Ph/50Hz or 400V/3Ph/50Hz (only heating)
- **ATR-C3A:** Aerotherm with 3 speed centrifugal fan and water coil (only heating ; ductable)
- **ATR-C3E:** Aerotherm with 3 speed centrifugal fan and electrical heater 230V/1Ph/50Hz or 400V/3Ph/50Hz (only heating ; ductable)

CABINET (PRE-PAINTED STEEL + ADJUSTABLE GRILLS)
Cabinet made of extremely thick galvanized steel-sheet and pre-painted white RAL 9002. Reduced size. Air supply single bank adjustable grill (enables to send the air-flow in **any direction high/down**) made with painted grill grey RAL 7004, in harmony with the white cabinet colour.

BEARING STRUCTURE (GALVANIZED STEEL)
Rear side (= Bearing structure) made of extremely thick galvanized steel-sheet.

DRAIN PAN (FOR ATR-E2CF VERSION ONLY)
Drain pan provided with condensation drain and thermal insulation (class M1). Main casing with internal thermal insulation.

HEAT EXCHANGER
- **Water coil (for versions: ATR-E1A ; ATR-E3A ; ATR-E2CF ; ATR-C3A)**
  Highly efficient coil made of copper pipes and aluminium fins fixed by mechanical expansion. Coils without air vent valves, standard connections on the right side (on request left side).
  Coils tested at 30 Bar pressure, suitable to work with water at max 15 Bar pressure.
- **Electrical heaters (for versions: ATR-E1E ; ATR-C3E)**
  Electric heaters are made according to the international electric and safety standards, of plated type with aluminium fins. They are supplied with safety thermostat "TS" with automatic reset (without power Relay).

FAN SECTION
Fan section including 1 or 2 fans directly coupled to 1 or 2 electric motors. Mounted on elastic and anti vibration supports. Fans statically and dynamically balanced.
Electric motors provided with heat protection (Klixon), running capacitor permanently switched on, Class B, electric cables protected by double insulation. Manufactured according with the international standards, with fan protection grill, 230V – 1Ph – 50Hz.
- **1 speed helicoidal fan (for versions: ATR-E1A ; ATR-E1E)**
  Helicoidal fans with aluminium blades. 1 speed electrical motors, IP 54.
- **3 speed helicoidal fan (for version: ATR-E3A)**
  Helicoidal fans with aluminium blades. 3 speed electrical motors, IP 54 (obtained with 6 speed auto-transformer, with 3 connected speed = product flexibility, with the possibility to connect on-site "spare speed" higher/lower). Auto-transformer installed externally (IP20), on the rear side of the unit.
- **2 speed helicoidal fan (for version: ATR-E2CF)**
  Helicoidal fans with aluminium blades. 2 speed electrical motors, IP 54 (obtained with 6 speed auto-transformer): high speed only for heating; low speed only for cooling.
- **3 speed centrifugal fan (for versions: ATR-C3A ; ATR-C3E)**
  Centrifugal fans with double air inlet aluminium blades (forward curved blades). 3 speed electrical motors, IP 42.

ELECTRICAL EQUIPMENT (MAMMOTH TERMINAL BOARD)
Standard: "Mammoth" type terminal board (IP20) installed externally, on the rear of the unit. The remote control is an accessory.
Available, as accessories, an additional range of terminal boards (terminal board with lead, terminal board inside IP 55 electrical box, etc.).

PLENUM WITH AIR FILTER (ACCESSORIES)

Standard unit without air filter. Available, as accessories, different air intake plenum + Air filter EU3 (EUROVENT 4/5).

1 brzinski helikoidni ventilator ; vodeni coil - samo grejanje / 1 speed helicoidal fan ; water coil - only heating

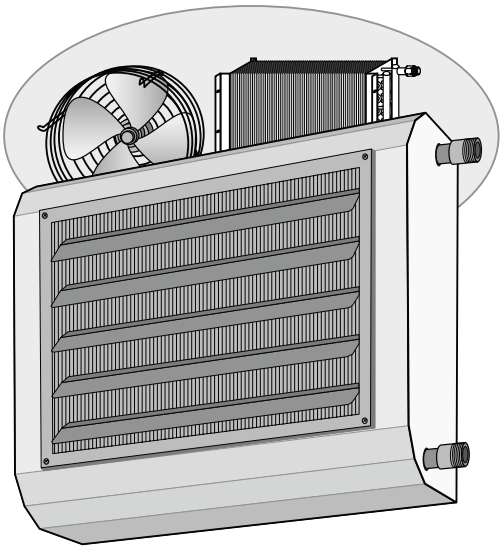

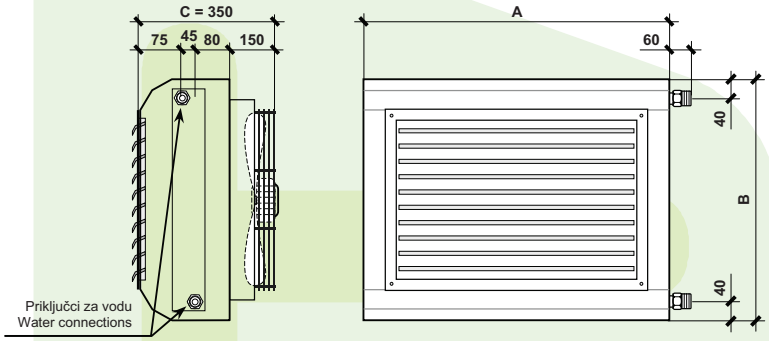

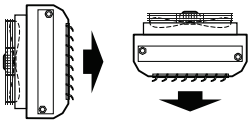

Uređaj pogodan za:
- Zidnu vertikalnu instalaciju (Horizontalni ispust)
- Plafonska horizontalna instalacija (Vertikalni ispust)

Unit suitable for:
- wall vertical installation (Horizontal discharge)
- ceiling horizontal installation (vertical discharge)

ATR-E1A (1 brzina / speed)

Model - Model		ATR 10 E1A	ATR 20 E1A	ATR 30 E1A	ATR 40 E1A	ATR 50 E1A	ATR 60 E1A	ATR 70 E1A	ATR 80 E1A	ATR 90 E1A	ATR 100 E1A
Grejni kapacitet - Heating capacity (1)	W	16.330	20.880	26.650	33.760	41.380	48.630	54.950	70.220	85.940	106.410
Protok vazduha - Air flow (2)	m^3/h	1.856	1.758	2.860	2.688	4.680	4.083	5.940	5.590	9.720	8.875
Domet vazduha - Air throw (V = 0,25 m/s)	m	18,0	14,9	21,1	18,8	24,3	21,9	22,4	20,5	25,1	23,5
Nivo buke - Sound level (3)	dB(A)	43	44	46	47	49	50	49	50	52	53
Protok vode - Water flow (4)	l/h	1.404	1.795	2.292	2.903	3.558	4.182	4.726	6.039	7.391	9.151
Pad vodenog pritiska - Water pressure drops (5)	kPa	19	17	23	24	20	21	18	22	27	32
Broj ventilatora – Fans number	No.	1	1	1	1	1	1	2	2	2	2
Broj motora – Motors number	No.	1	1	1	1	1	1	2	2	2	2
Broj brzina – Speed number	No.	1	1	1	1	1	1	1	1	1	1
El.snaga - Jačina struje	W	1x 90	1x 95	1x 140	1x 150	1x 115	1x 120	2x 140	2x 150	2x 115	2x 120
Max Current input (6)	A	1x 0,42	1x 0,44	1x 0,65	1x 0,70	1x 0,55	1x 0,57	2x 0,65	2x 0,70	2x 0,55	2x 0,57
Napajanje – Power supply		**230 V – 1 Ph – 50 Hz**									
Dimenzije Dimensions **A**	mm	520	520	620	620	720	720	1.120	1.120	1.320	1.320
Dimenzije Dimensions **B**	mm	440	440	540	540	640	640	540	540	640	640
Dimenzije Dimensions **C**	mm	350	350	350	350	350	350	350	350	350	350
Priključci za vodu – Water connections	ϕ (*)	3/4"	3/4"	1"	1"	1"	1"	1" 1/4	1" 1/4	1" 1/4	1" 1/2
Neto težina – Net weight	kg	14,0	16,2	17,7	20,0	22,1	23,7	36,5	40,5	43,2	47,4
Preporučena oprema - Recommended Accessories		**Daljinski upravljač** (vidi sekciju CR-ICD-HTR-HTN) - **Remote control** (see CR-ICD-HTR-HTN sections)									
	Kod.	010010021	010020021	010030021	010040021	010050021	010060021	010070021	010080021	010090021	010100021
	Euro										

ϕ (*) Muški gasno vodeni coil priključak
Male gas water coil connections

(7) REDUKCIJA PROTOKA VAZDUHA (Koeficijent definiše dijagrame "Protoka vazduha/ Statičkog pritiska")
AIR FLOW REDUCTION (coefficients defining the "Air flow / Static pressure diagrams")

Model Model	Eksterni statički pritisak – External static pressure 0 Pa	10 Pa	20 Pa	30 Pa	40 Pa	50 Pa
ATR 10 - ATR 20	1	0,95	0,86	0,72	0,50	0,25
ATR 30 - ATR 40 - ATR 70 - ATR 80	1	0,96	0,87	0,74	0,53	0,26
ATR 50 - ATR 60 - ATR 90 - ATR 100	1	0,96	0,88	0,75	0,55	0,26

(8) REDUKCIJA GREJNOG KAPACITETA (zavisi od redukcije protoka vazduha)
HEATING CAPACITY REDUCTION (depending on air flow reduction)

Portata aria - Air flow	1,00	0,95	0,90	0,85	0,80	0,75	0,70	0,65	0,60	0,55	0,50	0,45	0,40	0,35	0,30	0,25
Grejni kapacitet - Heating capacity	1,00	0,97	0,93	0,89	0,86	0,82	0,78	0,74	0,70	0,66	0,62	0,58	0,53	0,48	0,44	0,38

Tehnički podaci koji se odnose na sledeće uslove: Standardni uređaj – Atmosferski pritisak 1013 mbar - Napajanje 230V/1Ph/50Hz. **(1) – (2) – (4) – (5):** Nominalni tehnički podaci koji se odnose na uređaje sa slobodnim protokom vazduha (Eksterni statički pritisak = 0 Pa).
(1) Grejanje: Temperatura sredine: 15°C – Za maksimalnu brzinu ventilatora, unutrašnja temperatura vode treba da iznosi 85°C, Izlazna temperatura vode treba da iznosi 75°C; Za srednju i minimalnu brzinu ventilatora unutrašnja temperatura treba da iznosi 85°C i protok vode kao i za maksimalnu brzinu. (4)).
(1) (8) Grejni kapacitet: Podaci bazirani na kalkulisanju merama izrađenih u kalorimetričnoj sobi u skladu sa UNI 6552 , UNI 6552/A242 standardima. **(2) (7) Protok vazduha i statički pritisak:** Merenja izvršena sa kućištem u skladu sa AMCA 210-74 fig.11 standardima i plenum + dijafragma u skladu saCNR-UNI 10023 standardima.
(3) Nivo buke: pritisak zvuka slobodnog polja, distanca 2 m. Podaci bazirani na kalkulisanju zvučne snage izmerene u riverberacionoj sobi u skladu sa ISO 3741 - ISO 3742 standardima. **(6) Električni podaci:** Mereni sa Watt metrom Jokogawa WT 110.
Technical data refer to the following conditions: *Standard unit – Atmospheric pressure 1013 mbar - Power supply 230V/1Ph/50Hz.* ***(1) – (2) – (4) – (5)****: Nominal technical data refer to the unit with free air flow (External static pressure = 0 Pa).*
(1) Heating: *Environment air temperature: 15°C - Entering water temperature 85°C, leaving water temperature 75°C – Nominal air flow. For static pressure > 0 Pa see (7) + (8) (ref. entering water temp. 85°C and water flow as for the nominal air flow (4)).*
(1) (8) Heating capacities: *Data calculated based on measurements made in calorimetric room ref. UNI 6552 , UNI 6552/A242 standards.* ***(2) (7) Air flow and Static pressure :*** *Measurements made with casing ref. AMCA 210-74 fig.11 standards and plenum + diaphragm ref. CNR-UNI 10023 standards.*
(3) Sound Levels: *Free field sound pressure, 2 m distance. Data calculated based on sound power measured in riverberation room ref. ISO 3741 - ISO 3742 standards.* ***(6) Electrical data:*** *Measurements with Wattmeter Jokogawa WT 110.*

3 brzinski helikoidni ventilator ; vodeni coil - samo grejanje / 3 speed helicoidal fan ; water coil - only heating



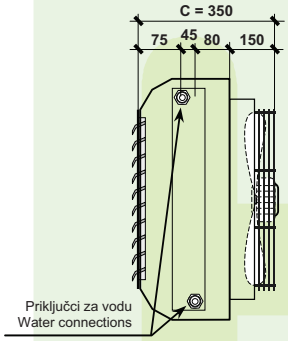

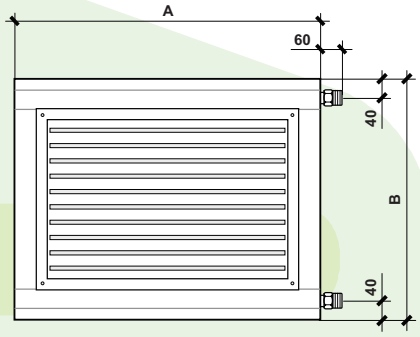

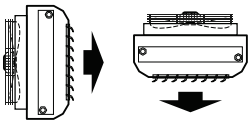

Uređaj pogodan za:
- Zidnu vertikalnu instalaciju (Horizontalni ispust)
- Plafonska horizontalna instalacija (Vertikalni ispust)

Unit suitable for:
- wall vertical installation (Horizontal discharge)
- ceiling horizontal installation (vertical discharge)

ATR-E3A (3 brzina / speed)

Model - Model		ATR 10 E3A	ATR 20 E3A	ATR 30 E3A	ATR 40 E3A	ATR 50 E3A	ATR 60 E3A	ATR 70 E3A	ATR 80 E3A	ATR 90 E3A	ATR 100 E3A
Grejni kapacitet - Heating capacity (1)	W	16.330	20.880	26.650	33.760	41.380	48.630	54.950	70.220	85.940	106.410
Protok vazduha - Air flow (2)	m^3/h	1.856	1.758	2.860	2.688	4.680	4.083	5.940	5.590	9.720	8.875
Domet vazduha - Air throw (V = 0,25 m/s)	m	18,0	14,9	21,1	18,8	24,3	21,9	22,4	20,5	25,1	23,5
Nivo buke - Sound level (3)	dB(A)	35-38-43	36-39-44	37-41-46	37-42-47	38-43-49	38-44-50	40-44-49	40-45-50	41-46-52	41-47-53
Protok vode - Water flow (4)	l/h	1.404	1.795	2.292	2.903	3.558	4.182	4.726	6.039	7.391	9.151
Pad vodenog pritiska - Water pressure drops (5)	kPa	19	17	23	24	20	21	18	22	27	32
Broj ventilatora – Fans number	No.	1	1	1	1	1	1	2	2	2	2
Broj motora – Motors number	No.	1	1	1	1	1	1	2	2	2	2
Broj brzina – Speed number	No.(*)	6	6	6	6	6	6	6	6	6	6
El.snaga - Jačina struje	W	1x 90	1x 95	1x 140	1x 150	1x 115	1x 120	2x 140	2x 150	2x 115	2x 120
Max Current input (6)	A	1x 0,42	1x 0,44	1x 0,65	1x 0,70	1x 0,55	1x 0,57	2x 0,65	2x 0,70	2x 0,55	2x 0,57
Napajanje – Power supply		**230 V – 1 Ph – 50 Hz**									
Dimenzije / Dimensions **A**	mm	520	520	620	620	720	720	1.120	1.120	1.320	1.320
Dimenzije / Dimensions **B**	mm	440	440	540	540	640	640	540	540	640	640
Dimenzije / Dimensions **C**	mm	350	350	350	350	350	350	350	350	350	350
Priključci za vodu – Water connections	ϕ (*)	3/4"	3/4"	1"	1"	1"	1"	1" 1/4	1" 1/4	1" 1/4	1" 1/2
Neto težina – Net weight	kg	14,1	16,3	17,8	20,1	22,2	23,8	36,6	40,6	43,3	47,5
Preporučena oprema - Recommended Accessories		**Daljinski upravljač** (vidi sekciju CR-ICD-HTR-HTN) - **Remote control** (see CR-ICD-HTR-HTN sections)									
	Kod.	010010022	010020022	010030022	010040022	010050022	010060022	010070022	010080022	010090022	010100022
	Euro										

ϕ (*) Muški gasno vodeni coil priključak
Male gas water coil connections

No. (*) Dostupna brzina (samo 3 priključena) - Available speed (only 3 connected)

(7) REDUKCIJA PROTOKA VAZDUHA (Koeficijent definiše dijagrame "Protoka vazduha/ Statičkog pritiska")
AIR FLOW REDUCTION (coefficients defining the "Air flow / Static pressure diagrams")

Model / Model	Velocità / Speed	Eksterni statički pritisak – External static pressure 0 Pa	10 Pa	20 Pa	30 Pa	40 Pa	50 Pa
ATR 10 - ATR 20	Max	**1**	0,95	0,86	0,72	0,50	0,25
	Med	**0,77**	0,66	0,54	0,40	0,25	/
	Min	**0,54**	0,49	0,40	0,30	/	/
ATR 30 - ATR 40 ATR 70 - ATR 80	Max	**1**	0,96	0,87	0,74	0,53	0,26
	Med	**0,79**	0,70	0,55	0,42	0,27	/
	Min	**0,57**	0,51	0,41	0,32	/	/
ATR 50 - ATR 60 ATR 90 - ATR 100	Max	**1**	0,96	0,88	0,75	0,55	0,26
	Med	**0,80**	0,71	0,57	0,43	0,28	/
	Min	**0,58**	0,53	0,42	0,33	/	/

(8) REDUKCIJA GREJNOG KAPACITETA (zavisi od redukcije protoka vazduha)
HEATING CAPACITY REDUCTION (depending on air flow reduction)

Protok vazduha - Air flow	1,00	0,95	0,90	0,85	0,80	0,75	0,70	0,65	0,60	0,55	0,50	0,45	0,40	0,35	0,30	0,25
Potenz. termica - Heating capacity	1,00	0,97	0,93	0,89	0,86	0,82	0,78	0,74	0,70	0,66	0,62	0,58	0,53	0,48	0,44	0,38

Tehnički podaci koji se odnose na sledeće uslove: Standardni uređaj – Atmosferski pritisak 1013 mbar - Napajanje 230V/1Ph/50Hz. **(1) – (2) – (4) – (5):** Nominalni tehnički podaci koji se odnose na uređaje sa slobodnim protokom vazduha (Eksterni statički pritisak = 0 Pa).
(1) Grejanje: Temperatura sredine: 15°C – Za maksimalnu brzinu ventilatora, unutrašnja temperatura vode treba da iznosi 85°C, Izlazna temperatura vode treba da iznosi 75°C; Za srednju i minimalnu brzinu ventilatora unutrašnja temperatura treba da iznosi 85°C i protok vode kao i za maksimalnu brzinu. (4)).
(1) (8) Grejni kapacitet: Podaci bazirani na kalkulisanju merama izrađenih u kalorimetričnoj sobi u skladu sa UNI 6552 , UNI 6552/A242 standardima. **(2) (7) Protok vazduha i statički pritisak:** Merenja izvršena sa kućištem u skladu sa AMCA 210-74 fig.11 standardima i plenum + dijafragma u skladu saCNR-UNI 10023 standardima.
(3) Nivo buke: pritisak zvuka slobodnog polja, distanca 2 m. Podaci bazirani na kalkulisanju zvučne snage izmerene u riverberacionoj sobi u skladu sa ISO 3741 - ISO 3742 standardima. **(6) Električni podaci:** Mereni sa Watt metrom Jokogawa WT 110.

Technical data refer to the following conditions: *Standard unit – Atmospheric pressure 1013 mbar - Power supply 230V/1Ph/50Hz.* ***(1) – (2) – (4) – (5):*** *Nominal technical data refer to the maximum speed and unit with free air flow (External static pressure = 0 Pa).*
(1) Heating: *Environment air temperature: 15°C - Entering water temperature 85°C, leaving water temperature 75°C – Max speed (nominal). For Med and Min fan speed and/or static pressure > 0 Pa see (7) + (8) (ref. entering water temp. 85°C and water flow as for the Max speed (4)).*
(1) (8) Heating capacities: *Data calculated based on measurements made in calorimetric room ref. UNI 6552 , UNI 6552/A242 standards.* ***(2) (7) Air flow and Static pressure :*** *Measurements made with casing ref. AMCA 210-74 fig.11 standards and plenum + diaphragm ref. CNR-UNI 10023 standards.*
(3) Sound Levels: *Free field sound pressure, 2 m distance. Data calculated based on sound power measured in riverberation room ref. ISO 3741 - ISO 3742 standards.* ***(6) Electrical data:*** *Measurements with Wattmeter Jokogawa WT 110.*

2 brzinski helikoidni ventilator ; vodeni coil - Grejanje/Hlađenje / 2-speed helicoidal fan ; water coil - heating/cooling

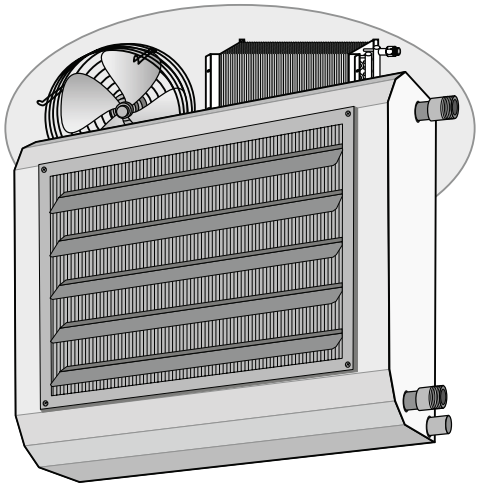

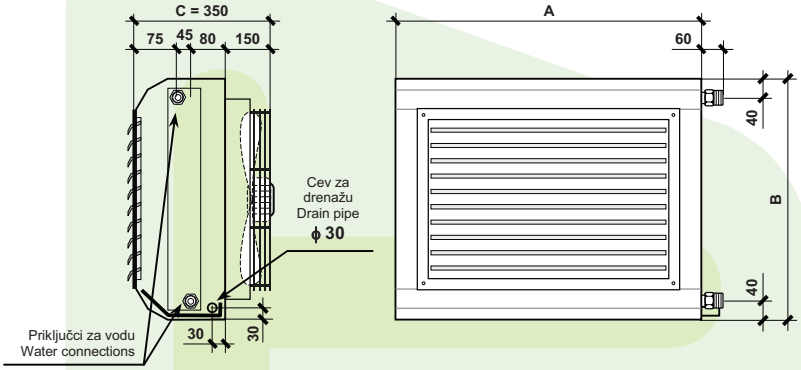

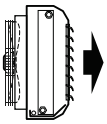

Uređaj pogodan samo za zidnu vertikalnu instalaciju (samo horizontalni ispust)

Unit suitable for wall vertical installation only (Horizontal discharge only)

ATR-E2CF (grejanje/hlađenje heating/cooling)

Model - Model		ATR 10 E2CF	ATR 20 E2CF	ATR 30 E2CF	ATR 40 E2CF	ATR 50 E2CF	ATR 60 E2CF	ATR 70 E2CF	ATR 80 E2CF	ATR 90 E2CF	ATR 100 E2CF
GREJANJE (samo pri maksimalnoj brzini) – HEATING (only in MAX speed)											
Grejni kapacitet - Heating capacity (1)	W	16.330	20.880	26.650	33.760	41.380	48.630	54.950	70.220	85.940	106.410
Protok vazduha - Air flow MAX (2)	m^3/h	1.856	1.758	2.860	2.688	4.680	4.083	5.940	5.590	9.720	8.875
Domet vazduha - Air throw (MAX - V = 0,25 m/s)	m	18,0	14,9	21,1	18,8	24,3	21,9	22,4	20,5	25,1	23,5
Nivo buke - Sound level MAX (3)	dB(A)	43	44	46	47	49	50	49	50	52	53
Protok vode - Water flow (4)	l/h	1.404	1.795	2.292	2.903	3.558	4.182	4.726	6.039	7.391	9.151
Pad vodenog pritiska - Water pressure drops (5)	kPa	19	17	23	24	20	21	18	22	27	32
HLAĐENJE (samo pri minimalnoj brzini, u suprotnom kondenzat može da procuri) – COOLING (only in MIN speed, otherwise condensate can be spat-out)											
Kapacitet hlađenja Total - Total (6)	W	5.030	6.460	8.300	10.950	13.240	15.630	17.110	22.780	27.060	35.580
Cooling capacity Osetljivost-Sensible (6)	W	3.870	4.620	6.100	7.670	9.600	10.920	12.320	15.570	19.720	24.520
Protok vazduha - Air flow MIN (2)	m^3/h	1.465	1.390	2.264	2.115	3.706	3.224	5.162	4.425	7.630	6.986
Nivo buke - Sound level MIN (3)	dB(A)	38	39	41	42	43	44	44	45	46	47
Protok vode - Water flow (4)	l/h	865	1.111	1.427	1.884	2.277	2.689	2.942	3.918	4.654	6.120
Pad vodenog pritiska - Water pressure drops (5)	kPa	10	9	13	14	12	13	10	13	15	20
Broj Ventilatora/Motora – Fans/Motors number No./No.		1/1	1/1	1/1	1/1	1/1	1/1	2/2	2/2	2/2	2/2
Broj brzina – Speed number	No.(*)	2	2	2	2	2	2	2	2	2	2
El.snaga - Jačina struje	W	1x 90	1x 95	1x 140	1x 150	1x 115	1x 120	2x 140	2x 150	2x 115	2x 120
Max Current input (7)	A	1x 0,42	1x 0,44	1x 0,65	1x 0,70	1x 0,55	1x 0,57	2x 0,65	2x 0,70	2x 0,55	2x 0,57
Napajanje – Power supply		**230 V – 1 Ph – 50 Hz**									
Dimenzije Dimensions	**A** mm	520	520	620	620	720	720	1.120	1.120	1.320	1.320
	B mm	470	470	570	570	670	670	570	570	670	670
	C mm	350	350	350	350	350	350	350	350	350	350
Priključak za vodu – Water connections	ϕ (*)	3/4"	3/4"	1"	1"	1"	1"	1" 1/4	1" 1/4	1" 1/4	1" 1/2
Drenažna cev – Drain pipe	ϕ (mm)	30	30	30	30	30	30	30	30	30	30
Neto težina – Net weight	kg	15,0	17,2	18,9	21,2	23,5	25,1	38,0	42,0	44,8	49,0
Preporučena oprema - Recommended Accessories		**Daljinski upravljač TR2 - TR2 Remote control**									
	Kod.	010010023	010020023	010030023	010040023	010050023	010060023	010070023	010080023	010090023	010100023
	Euro										

ϕ (*) Muški gasno vodeni coil priključak
Male gas water coil connections

No.(*) Maksimalna brzina samo pri grejanju; Minimalna brzina samo pri hlađenju – Max speed only for heating; Min speed only for cooling

(8) EDUKCIJA PROTOKA VAZDUHA (Koeficijent definiše dijagrame "Protoka vazduha/ Statičkog pritiska")
AIR FLOW REDUCTION (coefficients defining the "Air flow / Static pressure diagrams")

Model Model	Eksterni statički pritisak – External static pressure 0 Pa	10 Pa	20 Pa	30 Pa	40 Pa	50 Pa
ATR 10 - ATR 20	1	0,95	0,86	0,72	0,50	0,25
ATR 30 - ATR 40 - ATR 70 - ATR 80	1	0,96	0,87	0,74	0,53	0,26
ATR 50 - ATR 60 - ATR 90 - ATR 100	1	0,96	0,88	0,75	0,55	0,26

(9) REDUKCIJA GREJNOG KAPACITETA (zavisi od redukcije protoka vazduha)
COOLING/HEATING CAPACITY REDUCTION (depending on air flow reduction)

Protok vazduha - Air flow		1,00	0,95	0,90	0,85	0,80	0,75	0,70	0,65	0,60	0,55	0,50	0,45	0,40	0,35	0,30	0,25
Grejni kapacitet - Heating capacity		1,00	0,97	0,93	0,89	0,86	0,82	0,78	0,74	0,70	0,66	0,62	0,58	0,53	0,48	0,44	0,38
Kapacitet hlađenja Cooling capacity	Total – Total	1,00	0,97	0,94	0,91	0,88	0,84	0,81	0,78	0,74	0,70	0,66	0,62	0,58	0,54	0,49	0,44
	Osetljivost – Sensible	1,00	0,96	0,93	0,89	0,85	0,81	0,77	0,73	0,69	0,65	0,60	0,56	0,51	0,46	0,42	0,36

Tehnički podaci koji se odnose na sledeće uslove: Standardni uređaj – Atmosferski pritisak 1013 mbar - Napajanje 230V/1Ph/50Hz. **(1) – (2) – (4) – (5):** Nominalni tehnički podaci koji se odnose na uređaje sa slobodnim protokom vazduha (Eksterni statički pritisak = 0 Pa).
(1) Grejanje: Temperatura sredine: 15°C – Za maksimalnu brzinu ventilatora, unutrašnja temperatura vode treba da iznosi 85°C, Izlazna temperatura vode treba da iznosi 75°C; Za srednju i minimalnu brzinu ventilatora unutrašnja temperatura treba da iznosi 85°C i protok vode kao i za maksimalnu brzinu. (4)).
(1) (8) Grejni kapacitet: Podaci bazirani na kalkulisanju merama izrađenih u kalorimetričnoj sobi u skladu sa UNI 6552 , UNI 6552/A242 standardima. **(2) (7) Protok vazduha i statički pritisak:** Merenja izvršena sa kućištem u skladu sa AMCA 210-74 fig.11 standardima i plenum + dijafragma u skladu saCNR-UNI 10023 standardima.
(3) Nivo buke: pritisak zvuka slobodnog polja, distanca 2 m. Podaci bazirani na kalkulisanju zvučne snage izmerene u riverberacionoj sobi u skladu sa ISO 3741 - ISO 3742 standardima. **(6) Električni podaci:** Mereni sa Watt metrom Jokogawa WT 110.
Technical data refer to the following conditions: *Standard unit – Atmospheric pressure 1013 mbar - Power supply 230V/1Ph/50Hz.* ***(1) – (2) – (3) – (4) – (5) – (6):*** *Nominal technical data refer to unit with free air flow (External static pressure = 0 Pa) and Max speed (in heating), Min speed (in cooling).*
(1) Heating: *Environment air temperature: 15°C - Entering water temperature 85°C, leaving water temperature 75°C – Max speed (nominal). For static pressure > 0 Pa see (8) + (9) (ref. entering water temp. 85°C and water flow as for the Max speed (4)).*
(6) Cooling: *Environment air temperature: 28°Cd.b., 21°Cw.b. - Entering water temp. 7°C, leaving water temp. 12°C – Min speed (nominal). For static pressure > 0 Pa see (8) + (9) (ref. entering water temp. 7°C and water flow as for the Min speed (4)).*
(1) (6) (9) Cooling and Heating capacities: *Data calculated based on measurements made in calorimetric room ref. UNI 6552 . UNI 6552/A242 standards.* ***(2) (8) Air flow and Static pressure :*** *Measurements made with casing ref. AMCA 210-74 fig.11 standards and plenum + diaphragm ref. CNR-UNI 10023 standards.*
(3) Sound Levels: *Free field sound pressure, 2 m distance. Data calculated based on sound power measured in riverberation room ref. ISO 3741 - ISO 3742 standards.* ***(7) Electrical data:*** *Measurements with Wattmeter Jokogawa WT 110.*

1 brzinski helikoidni ventilator ; vodeni coil - samo grejanje / 1 speed helicoidal fan ; water coil - only heating

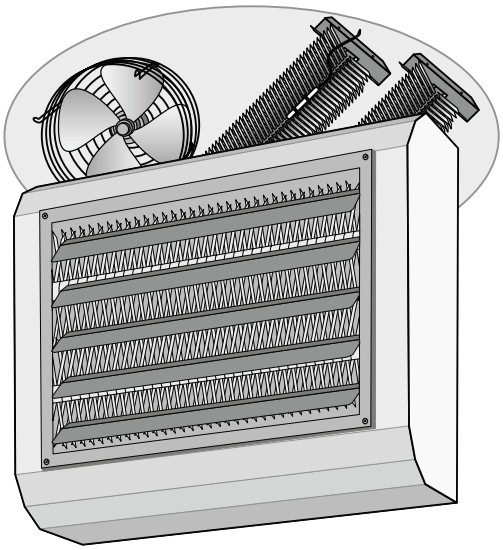

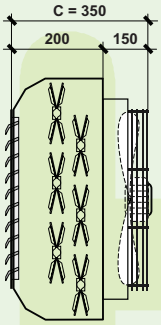

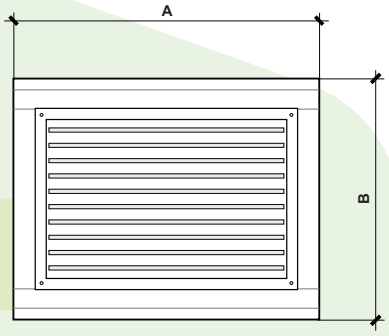

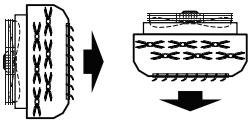

Uređaj pogodan za:
- Zidnu vertikalnu instalaciju (Horizontalni ispust)
- Plafonska horizontalna instalacija (Vertikalni ispust)

Unit suitable for:
- wall vertical installation (Horizontal discharge)
- ceiling horizontal installation (vertical discharge)

ATR-E1E (električni / electrical)

Model - Model		ATR-E1E 3/230	ATR-E1E 4,5/230	ATR-E1E 6/230	ATR-E1E 7,5/230	ATR-E1E 9/230	ATR-E1E 3/400	ATR-E1E 4,5/400	ATR-E1E 6/400	ATR-E1E 9/400	ATR-E1E 13,5/400
Grejni kapacitet - Heating capacity (1)	W	3.000	4.500	6.000	7.500	9.000	3.000	4.500	6.000	9.000	13.500
Protok vazduha - Air flow (2)	m^3/h	1.560	1.560	1.560	2.115	2.115	1.560	1.560	1.560	2.115	2.115
Domet vazduha - Air throw (V = 0,25 m/s)	m	19,8	19,2	18,6	23,2	22,5	19,6	19,2	18,8	22,5	21,6
Nivo buke - Sound level (3)	dB(A)	44	44	44	47	47	44	44	44	47	47
Izlazna temperatura vazduha - Leaving air temperature (4)	°C	26	29	32	31	33	26	29	32	33	39
El.snaga - Jačina struje el. grejača	W	3.000	4.500	6.000	7.500	9.000	3x 1.000	3x 1.500	3x 2.000	3x 3.000	3x 4.500
Electrical heaters current input (5)	A	13,1	19,6	26,1	32,7	39,2	3x 4,4	3x 6,6	3x 8,7	3x 13,1	3x 19,6
Napajanje – Power supply		**Električni grejači - electrical heaters 230V – 1Ph – 50Hz**					**Električni grejači - electrical heaters 400V – 3Ph – 50Hz**				
Broj ventilatora – Fans number	No.	1	1	1	1	1	1	1	1	1	1
Broj motora – Motors number	No.	1	1	1	1	1	1	1	1	1	1
Broj brzina – Speed number	No.	1	1	1	1	1	1	1	1	1	1
Max. El.snaga - Jačina struje	W	90	90	90	140	140	90	90	90	140	140
Max Motor Current input (5)	A	0,42	0,42	0,42	0,65	0,65	0,42	0,42	0,42	0,65	0,65
Napajanje – Power supply		**Motor - Motor: 230V – 1Ph – 50Hz**									
Dimenzije / Dimensions **A**	mm	520	520	520	620	620	520	520	520	620	620
Dimenzije / Dimensions **B**	mm	440	440	440	540	540	440	440	440	540	540
Dimenzije / Dimensions **C**	mm	350	350	350	350	350	350	350	350	350	350
Neto težina – Net weight	kg	13,1	13,5	14,2	17,3	17,7	13,5	13,5	15,4	17,3	19,0
Preporučena oprema - Recommended Accessories		**Daljinski upravljač** (vidi sekciju CR-ICD-HTR-HTN) - **Remote control** (see CR-ICD-HTR-HTN sections)									
	Kod.	010030024	010045024	010060024	010075024	010090024	010030025	010045025	010060025	010090025	010135025
	Euro										

(6) REDUKCIJA PROTOKA VAZDUHA (Koeficijent definiše dijagrame "Protoka vazduha/ Statičkog pritiska")
AIR FLOW REDUCTION (coefficients defining the "Air flow / Static pressure diagrams")

Model Model	Eksterni statički pritisak – External static pressure					
	0 Pa	10 Pa	20 Pa	30 Pa	40 Pa	50 Pa
ATR 3/230 - ATR 4,5/230 - ATR 6/230 - ATR 3/400 - ATR 4,5/400 - ATR 6/400	1	0,95	0,86	0,72	0,50	0,25
ATR 7,5/230 - ATR 9/230 - ATR 9/400 - ATR 13,5/400	1	0,96	0,87	0,74	0,53	0,26

Tehnički podaci koji se odnose na sledeće uslove: Standardni uređaj – Atmosferski pritisak 1013 mbar - Napajanje 230V/1Ph/50Hz. **(1) – (2) – (3):** Nominalni tehnički podaci koji se odnose na uređaje sa slobodnim protokom vazduha (Eksterni statički pritisak = 0 Pa).
(1) Grejni kapacitet:u skladu sa UNI 6552 , UNI 6552/A242 propisima. **(2) (6) Protok vazduha i statički pritisak:** Merenja izvršena sa kućištem u skladu sa AMCA 210-74 fig.11 standardima i plenum + dijafragma u skladu saCNR-UNI 10023 standardima..
(3) Nivo buke: pritisak zvuka slobodnog polja, distanca 2 m. Podaci bazirani na kalkulisanju zvučne snage izmerene u riverberacionoj sobi u skladu sa ISO 3741 - ISO 3742 standardima.
(4) Izlazna temperatura vazduha: Merena spoljašnja temperatura = *20°C* - Napajanje el. Grejača 230V/1Ph/50Hz o 400V/3Ph/50Hz (vidi modele).
(5) Električni podaci: Mereni sa Watt metrom Jokogawa WT 110.

Technical data refer to the following conditions: *Standard unit – Atmospheric pressure 1013 mbar – Electric motor Power supply 230V/1Ph/50Hz.* ***(1) – (2) – (3):*** *Nominal technical data refer to the unit with free air flow (External static pressure = 0 Pa).*
(1) Heating capacity: *ref. UNI 6552 , UNI 6552/A242 standards.* ***(2) (6) Air flow and Static pressure :*** *Measurements made with casing ref. AMCA 210-74 fig.11 standards and plenum + diaphragm ref. CNR-UNI 10023 standards.*
(3) Sound Levels: *Free field sound pressure, 2 m distance. Data calculated based on sound power measured in riverberation room ref. ISO 3741 - ISO 3742 standards.*
(4) Leaving air temperature: *Measurements with Environment air temperature = 20°C - Electric heater Power supply 230V/1Ph/50Hz or 400V/3Ph/50Hz (see models).*
(5) Electrical data: *Measurements with Wattmeter Jokogawa WT 110.*

BELEŠKA: Na zahtev "ATR-E1E" električni Aerotermi bilo koje snage (dostupan sa napajanjem 230V ili 400V)
NOTE: On request "ATR-E1E" electrical aerotherms with any power (available with power supply 230V or 400V either)

3 brzinski centrifugalni ventilator ; vodeni coil - samo grejanje / 3 speed centrifugal fan ; water coil - only heating

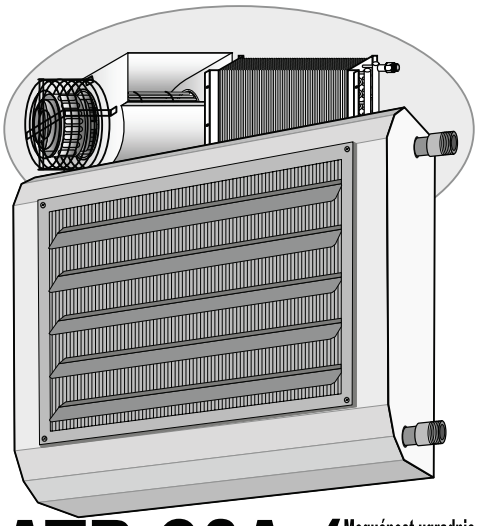

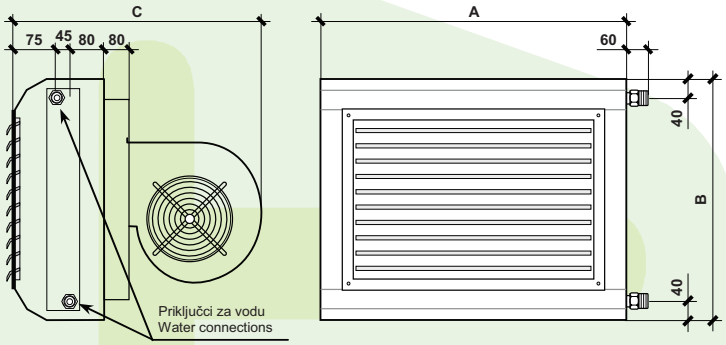

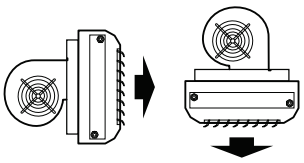

Uređaj pogodan za:
- Zidnu vertikalnu instalaciju (Horizontalni ispust)
- Plafonska horizontalna instalacija (Vertikalni ispust)

Unit suitable for:
- wall vertical installation (Horizontal discharge)
- ceiling horizontal installation (vertical discharge)

ATR-C3A (Mogućnost ugradnje u kanal / ductable)

Model - Model		ATR 10 C3A	ATR 20 C3A	ATR 30 C3A	ATR 40 C3A	ATR 50 C3A	ATR 60 C3A	ATR 70 C3A	ATR 80 C3A	ATR 90 C3A	ATR 100 C3A
Grejni kapacitet - Heating capacity (1)	W	18.250	23.280	28.390	34.700	39.350	47.580	58.510	73.460	82.700	98.090
Protok vazduha - Air flow (2)	m^3/h	2.214	2.070	3.198	2.880	4.158	3.750	6.642	6.096	8.733	7.680
Domet vazduha - Air throw (V = 0,25 m/s)	m	20,7	19,8	24,2	23,6	27,9	26,4	25,7	24,8	28,8	28,0
Nivo buke - Sound levels (3) Min-Med-Max	dB(A)	34-40-45	35-40-46	35-41-47	36-42-48	36-43-48	37-43-49	38-44-50	39-45-51	39-46-51	40-46-52
Protok vode - Water flow (4)	l/h	1.569	2.002	2.441	2.985	3.384	4.092	5.031	6.317	7.112	8.436
Pad vodenog pritiska - Water pressure drops (5)	kPa	22	21	27	25	18	21	21	24	25	26
Broj ventilatora – Fans number	No.	1	1	1	1	1	1	2	2	2	2
Broj motora – Motors number	No.	1	1	1	1	1	1	2	2	2	2
Broj brzina – Speed number	No.	3	3	3	3	3	3	3	3	3	3
Max. El.snaga - Jačina struje	W	1x 320	1x 320	1x 500	1x 500	1x 550	1x 550	2x 500	2x 500	2x 550	2x 550
Max Current input (6)	A	1x 1,5	1x 1,5	1x 2,3	1x 2,3	1x 2,5	1x 2,5	2x 2,3	2x 2,3	2x 2,5	2x 2,5
Napajanje – Power supply		**230 V – 1 Ph – 50 Hz**									
Dimenzije / Dimensions	**A** mm	520	520	620	620	720	720	1.120	1.120	1.320	1.320
	B mm	440	440	540	540	640	640	540	540	640	640
	C mm	600	600	660	660	660	660	660	660	660	660
Priključci za vodu – Water connections	ϕ (*)	3/4"	3/4"	1"	1"	1"	1"	1" 1/4	1" 1/4	1" 1/4	1" 1/2
Neto težina – Net weight	kg	19,2	20,1	25,8	28,0	30,5	33,2	51,2	54,8	61,0	65,7
Preporučena oprema / Recommended Accessories		\						**Interfejs SDI – SDI interface chart**			
		Daljinski upravljač (vidi sekcijuCR-ICD-HTR-HTN) - **Remote control** (see CR-ICD-HTR-HTN sections)									
	Kod.	010010026	010020026	010030026	010040026	010050026	010060026	010070026	010080026	010090026	010100026
	Euro										

ϕ (*) Muški gasno vodeni coil priključak
Male gas water coil connections

(7) REDUKCIJA PROTOKA VAZDUHA (Koeficijent definiše dijagrame "Protoka vazduha/ Statičkog pritiska")
AIR FLOW REDUCTION (coefficients defining the "Air flow / Static pressure diagrams")

Model / Model	Brzina / Speed	Eksterni statički pritisak – External static pressure										
		0 Pa	25 Pa	50 Pa	75 Pa	100 Pa	125 Pa	150 Pa	175 Pa	200 Pa	225 Pa	250 Pa
ATR 10 - ATR 20	Max	**1,00**	0,99	0,97	0,94	0,89	0,84	0,77	0,67	0,50	0,28	/
	Med	**0,80**	0,78	0,76	0,73	0,69	0,64	0,55	0,40	0,20	/	/
	Min	**0,54**	0,53	0,51	0,49	0,45	0,38	0,28	0,13	/	/	/
ATR 30 - ATR 40 ATR 70 - ATR 80	Max	**1,00**	0,99	0,97	0,95	0,92	0,89	0,86	0,82	0,77	0,71	0,54
	Med	**0,80**	0,78	0,75	0,72	0,68	0,65	0,59	0,53	0,40	0,21	/
	Min	**0,58**	0,57	0,55	0,52	0,48	0,45	0,39	0,30	0,15	/	/
ATR 50 - ATR 60 ATR 90 - ATR 100	Max	**1,00**	0,98	0,95	0,92	0,89	0,86	0,82	0,78	0,74	0,70	0,64
	Med	**0,79**	0,77	0,76	0,73	0,71	0,68	0,65	0,61	0,56	0,44	0,19
	Min	**0,57**	0,56	0,54	0,52	0,49	0,46	0,41	0,33	0,16	/	/

(8) REDUKCIJA GREJNOG KAPACITETA (zavisi od redukcije protoka vazduha)
HEATING CAPACITY REDUCTION (depending on air flow reduction)

Protok vazduha - Air flow	1,00	0,95	0,90	0,85	0,80	0,75	0,70	0,65	0,60	0,55	0,50	0,45	0,40	0,35	0,30	0,25
Grejni kapacitet - Heating capacity	1,00	0,97	0,93	0,89	0,86	0,82	0,78	0,74	0,70	0,66	0,62	0,58	0,53	0,48	0,44	0,38

Tehnički podaci koji se odnose na sledeće uslove: Standardni uređaj – Atmosferski pritisak 1013 mbar - Napajanje 230V/1Ph/50Hz. **(1) – (2) – (4) – (5):** Nominalni tehnički podaci koji se odnose na uređaje sa slobodnim protokom vazduha (Eksterni statički pritisak = 0 Pa).
(1) Grejanje: Temperatura sredine: 15°C – Za maksimalnu brzinu ventilatora, unutrašnja temperatura vode treba da iznosi 85°C, Iztiazna temperatura vode treba da iznosi 75°C; Za srednju i minimalnu brzinu ventilatora unutrašnja temperatura treba da iznosi 85°C i protok vode kao i za maksimalnu brzinu. (4)).
(1) (8) Grejni kapacitet: Podaci bazirani na kalkulisanju merama izrađenih u kalorimetričnoj sobi u skladu sa UNI 6552 , UNI 6552/A242 standardima. **(2) (7) Protok vazduha i statički pritisak:** Merenja izvršena sa kućištem u skladu sa AMCA 210-74 fig.11 standardima i plenum + dijafragma u skladu saCNR-UNI 10023 standardima.
(3) Nivo buke: pritisak zvuka slobodnog polja, distanca 2 m. Podaci bazirani na kalkulisanju zvučne snage izmerene u riverberacionoj sobi u skladu sa ISO 3741 - ISO 3742 standardima. **(6) Električni podaci:** Mereni sa Watt metrom Jokogawa WT 110.
Technical data refer to the following conditions: *Standard unit – Atmospheric pressure 1013 mbar - Power supply 230V/1Ph/50Hz.* ***(1) – (2) – (4) – (5)****: Nominal technical data refer to the maximum speed and unit with free air flow (External static pressure = 0 Pa).*
(1) Heating: *Environment air temperature: 15°C - Entering water temperature 85°C, leaving water temperature 75°C – Max speed (nominal). For Med and Min fan speed and/or static pressure > 0 Pa see (7) + (8) (ref. entering water temp. 85°C and water flow as for the Max speed (4)).*
(1) (8) Heating capacities: *Data calculated based on measurements made in calorimetric room ref. UNI 6552 , UNI 6552/A242 standards.* ***(2) (7) Air flow and Static pressure :*** *Measurements made with casing ref. AMCA 210-74 fig.11 standards and plenum + diaphragm ref. CNR-UNI 10023 standards.*
(3) Sound Levels: *Free field sound pressure, 2 m distance. Data calculated based on sound power measured in riverberation room ref. ISO 3741 - ISO 3742 standards.* ***(6) Electrical data:*** *Measurements with Wattmeter Jokogawa WT 110.*

3 brzinski centrifugalni ventilator ; vodeni coil - samo grejanje / 3 speed centrifugal fan ; water coil - only heating

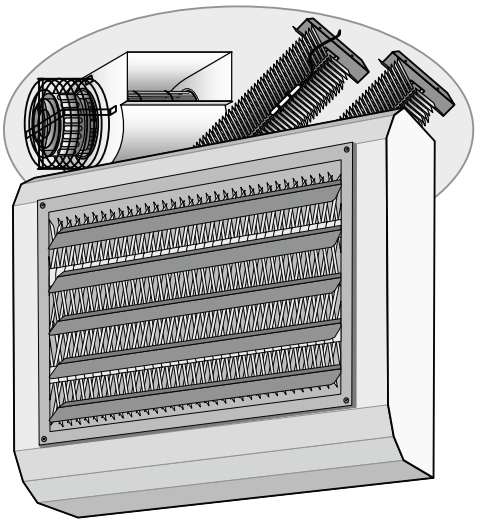

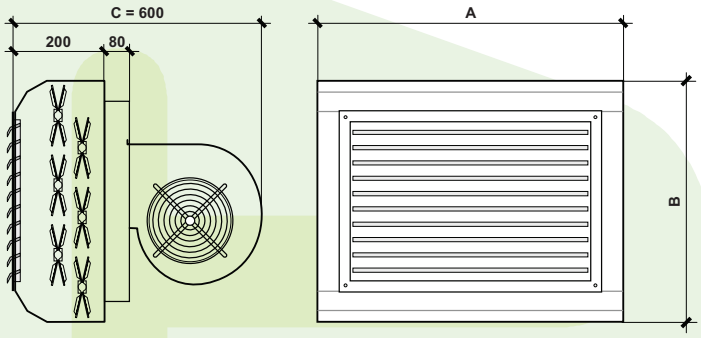

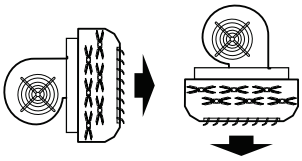

Uređaj pogodan za:
- Zidnu vertikalnu instalaciju (Horizontalni ispust)
- Plafonska horizontalna instalacija (Vertikalni ispust)

Unit suitable for:
- wall vertical installation (Horizontal discharge)
- ceiling horizontal installation (vertical discharge)

ATR-C3E (električni / electrical)

Model - Model		ATR-C3E 3/230	ATR-C3E 4,5/230	ATR-C3E 6/230	ATR-C3E 7,5/230	ATR-C3E 9/230	ATR-C3E 3/400	ATR-C3E 4,5/400	ATR-C3E 6/400	ATR-C3E 9/400	ATR-C3E 13,5/400
Grejni kapacitet - Heating capacity (1)	W	3.000	4.500	6.000	7.500	9.000	3.000	4.500	6.000	9.000	13.500
Protok vazduha - Air flow (2)	m^3/h	1.800	1.800	1.800	2.380	2.380	1.800	1.800	1.800	2.380	2.380
Domet vazduha - Air throw (V = 0,25 m/s)	m	22,8	22,0	21,3	26,7	25,8	22,4	22,0	21,6	25,8	24,7
Nivo buke - Sound levels (3) Min-Med-Max	dB(A)	35-40-46	35-40-46	35-40-46	36-42-48	36-42-48	35-40-46	35-40-46	35-40-46	36-42-48	36-42-48
Izlazna temperatura vazduha - Leaving air temp. (4)Min-Med-Max	°C	25-27-30	28-30-34	30-33-39	29-32-39	31-35-42	25-27-30	28-30-34	30-33-39	31-35-42	37-42-53
El.snaga - Jačina struje el. grejača	W	3.000	4.500	6.000	7.500	9.000	3x 1.000	3x 1.500	3x 2.000	3x 3.000	3x 4.500
Electrical heaters current input (5)	A	13,1	19,6	26,1	32,7	39,2	3x 4,4	3x 6,6	3x 8,7	3x 13,1	3x 19,6
Napajanje – Power supply		**Električni grejači - electrical heaters 230V – 1Ph – 50Hz**					**Električni grejači - electrical heaters 400V – 3Ph – 50Hz**				
Broj ventilatora – Fans number	No.	1	1	1	1	1	1	1	1	1	1
Broj motora – Motors number	No.	1	1	1	1	1	1	1	1	1	1
Broj brzina – Speed number	No.	3	3	3	3	3	3	3	3	3	3
Max. El.snaga - Jačina struje	W	1x 320	1x 320	1x 320	1x 500	1x 500	1x 320	1x 320	1x 320	1x 500	1x 500
Max Motor Current input (5)	A	1x 1,5	1x 1,5	1x 1,5	1x 2,3	1x 2,3	1x 1,5	1x 1,5	1x 1,5	1x 2,3	1x 2,3
Napajanje – Power supply		**Motore - Motor: 230V – 1Ph – 50Hz**									
Dimenzije / Dimensions **A**	mm	520	520	520	620	620	520	520	520	620	620
Dimenzije / Dimensions **B**	mm	440	440	440	540	540	440	440	440	540	540
Dimenzije / Dimensions **C**	mm	600	600	600	600	600	600	600	600	600	600
Neto težina – Net weight	kg	18,0	18,5	19,3	25,0	25,5	18,5	18,5	20,2	25,5	28,0
Preporučena oprema / Recommended Accessories		**Daljinski upravljač** (vidi sekciju CR-ICD-HTR-HTN) - **Remote control** (see CR-ICD-HTR-HTN sections)									
Kod.		010030027	010045027	010060027	010075027	010090027	010030028	010045028	010060028	010090028	010135028
Euro											

(6) REDUKCIJA PROTOKA VAZDUHA (Koeficijent definiše dijagrame "Protoka vazduha/ Statičkog pritiska")
AIR FLOW REDUCTION (coefficients defining the "Air flow / Static pressure diagrams")

Model / Model	Brzina / Speed	Eksterni statički pritisak – External static pressure 0 Pa	25 Pa	50 Pa	75 Pa	100 Pa	125 Pa	150 Pa	175 Pa	200 Pa	225 Pa
ATR 3/230 - ATR 4,5/230 - ATR 6/230	Max	**1,00**	0,99	0,97	0,94	0,89	0,84	0,77	0,67	0,50	0,28
	Med	**0,80**	0,78	0,76	0,73	0,69	0,64	0,55	0,40	0,20	/
ATR 3/400 - ATR 4,5/400 - ATR 6/400	Min	**0,54**	0,53	0,51	0,49	0,45	0,38	0,28	0,13	/	/
ATR 7,5/230 - ATR 9/230	Max	**1,00**	0,99	0,97	0,95	0,92	0,89	0,86	0,82	0,77	0,71
ATR 9/400 - ATR 13,5/400	Med	**0,80**	0,78	0,75	0,72	0,68	0,65	0,59	0,53	0,40	0,21
	Min	**0,58**	0,57	0,55	0,52	0,48	0,45	0,39	0,30	0,15	/

Tehnički podaci koji se odnose na sledeće uslove: Standardni uređaj – Atmosferski pritisak 1013 mbar - Napajanje 230V/1Ph/50Hz. **(1) – (2):** Nominalni tehnički podaci koji se odnose na uređaje sa slobodnim protokom vazduha (Eksterni statički pritisak = 0 Pa).
(1) Grejni kapacitet:u skladu sa UNI 6552 , UNI 6552/A242 propisima. **(2) (6) Protok vazduha i statički pritisak:** Merenja izvršena sa kućištem u skladu sa AMCA 210-74 fig.11 standardima i plenum + dijafragma u skladu saCNR-UNI 10023 standardima..
(3) Nivo buke: pritisak zvuka slobodnog polja, distanca 2 m. Podaci bazirani na kalkulisanju zvučne snage izmerene u riverberacionoj sobi u skladu sa ISO 3741 - ISO 3742 standardima.
(4) Izlazna temperatura vazduha: Merena spoljašnja temperatura = *20°C* - Napajanje el. Grejača 230V/1Ph/50Hz o 400V/3Ph/50Hz (vidi modele).
(5) Električni podaci: Mereni sa Watt metrom Jokogawa WT 110..

Technical data refer to the following conditions: *Standard unit – Atmospheric pressure 1013 mbar – Electric motor Power supply 230V/1Ph/50Hz.* ***(1) – (2):*** *Nominal technical data refer to the maximum speed and unit with free air flow (External static pressure = 0 Pa).*
(1) Heating capacity: *ref. UNI 6552 , UNI 6552/A242 standards.* ***(2) (6) Air flow and Static pressure :*** *Measurements made with casing ref. AMCA 210-74 fig.11 standards and plenum + diaphragm ref. CNR-UNI 10023 standards.*
(3) Sound Levels: *Free field sound pressure, 2 m distance. Data calculated based on sound power measured in riverberation room ref. ISO 3741 - ISO 3742 standards.*
(4) Leaving air temperature: *Measurements with Environment air temperature = 20°C - Electric heater Power supply 230V/1Ph/50Hz or 400V/3Ph/50Hz (see models).* ***(5) Electrical data:*** *Measurements with Wattmeter Jokogawa WT 110.*

BELEŠKA: Na zahtev "ATR- C3E" električni Aerotermi bilo koje snage (dostupan sa napajanjem 230V ili 400V)
NOTE: On request "ATR-C3E" electrical aerotherms with any power (available with power supply 230V or 400V either)

3 brzinski centrifugalni ventilator ; vodeni coil - samo grejanje / 3 speed centrifugal fan ; water coil - only heating

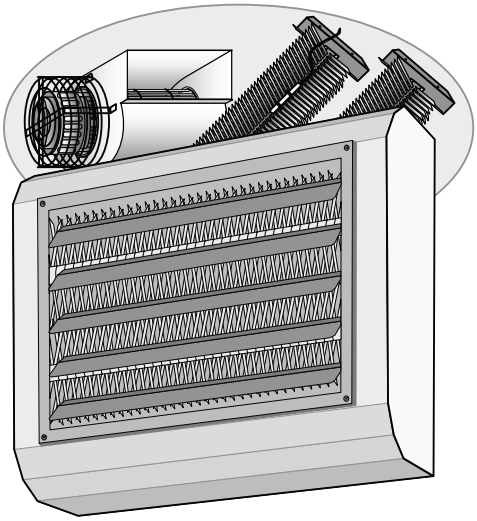

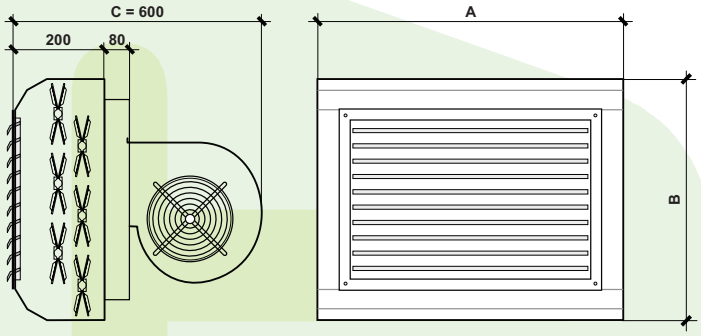

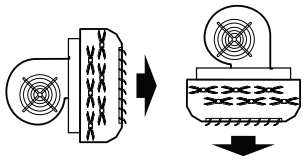

Uređaj pogodan za:
- Zidnu vertikalnu instalaciju (Horizontalni ispust)
- Plafonska horizontalna instalacija (Vertikalni ispust)

Unit suitable for:
- wall vertical installation (Horizontal discharge)
- ceiling horizontal installation (vertical discharge)

ATR-C3E (električni / electrical)

Model - Model		ATR-C3E 3/230	ATR-C3E 4,5/230	ATR-C3E 6/230	ATR-C3E 7,5/230	ATR-C3E 9/230	ATR-C3E 3/400	ATR-C3E 4,5/400	ATR-C3E 6/400	ATR-C3E 9/400	ATR-C3E 13,5/400
Grejni kapacitet - Heating capacity (1)	W	3.000	4.500	6.000	7.500	9.000	3.000	4.500	6.000	9.000	13.500
Protok vazduha - Air flow (2)	m^3/h	1.800	1.800	1.800	2.380	2.380	1.800	1.800	1.800	2.380	2.380
Domet vazduha - Air throw (V = 0,25 m/s)	m	22,8	22,0	21,3	26,7	25,8	22,4	22,0	21,6	25,8	24,7
Nivo buke - Sound levels (3) Min-Med-Max	dB(A)	35-40-46	35-40-46	35-40-46	36-42-48	36-42-48	35-40-46	35-40-46	35-40-46	36-42-48	36-42-48
Izlazna temperatura vazduha - Leaving air temp. (4)Min-Med-Max	°C	25-27-30	28-30-34	30-33-39	29-32-39	31-35-42	25-27-30	28-30-34	30-33-39	31-35-42	37-42-53
El.snaga - Jačina struje el. grejača	W	3.000	4.500	6.000	7.500	9.000	3x 1.000	3x 1.500	3x 2.000	3x 3.000	3x 4.500
Electrical heaters current input (5)	A	13,1	19,6	26,1	32,7	39,2	3x 4,4	3x 6,6	3x 8,7	3x 13,1	3x 19,6
Napajanje – Power supply		**Električni grejači - electrical heaters 230V – 1Ph – 50Hz**					**Električni grejači - electrical heaters 400V – 3Ph – 50Hz**				
Broj ventilatora – Fans number	No.	1	1	1	1	1	1	1	1	1	1
Broj motora – Motors number	No.	1	1	1	1	1	1	1	1	1	1
Broj brzina – Speed number	No.	3	3	3	3	3	3	3	3	3	3
Max. El.snaga - Jačina struje	W	1x 320	1x 320	1x 320	1x 500	1x 500	1x 320	1x 320	1x 320	1x 500	1x 500
Max Motor Current input (5)	A	1x 1,5	1x 1,5	1x 1,5	1x 2,3	1x 2,3	1x 1,5	1x 1,5	1x 1,5	1x 2,3	1x 2,3
Napajanje – Power supply		**Motore - Motor: 230V – 1Ph – 50Hz**									
Dimenzije Dimensions **A**	mm	520	520	520	620	620	520	520	520	620	620
Dimenzije Dimensions **B**	mm	440	440	440	540	540	440	440	440	540	540
Dimenzije Dimensions **C**	mm	600	600	600	600	600	600	600	600	600	600
Neto težina – Net weight	kg	18,0	18,5	19,3	25,0	25,5	18,5	18,5	20,2	25,5	28,0
Preporučena oprema Recommended Accessories		**Daljinski upravljač** (vidi sekciju CR-ICD-HTR-HTN) - **Remote control** (see CR-ICD-HTR-HTN sections)									
	Kod.	010030027	010045027	010060027	010075027	010090027	010030028	010045028	010060028	010090028	010135028
Euro											

(6) REDUKCIJA PROTOKA VAZDUHA (Koeficijent definiše dijagrame "Protoka vazduha/ Statičkog pritiska")
AIR FLOW REDUCTION (coefficients defining the "Air flow / Static pressure diagrams")

Model Model	Brzina Speed	Eksterni statički pritisak – External static pressure 0 Pa	25 Pa	50 Pa	75 Pa	100 Pa	125 Pa	150 Pa	175 Pa	200 Pa	225 Pa
ATR 3/230 - ATR 4,5/230 - ATR 6/230	Max	**1,00**	0,99	0,97	0,94	0,89	0,84	0,77	0,67	0,50	0,28
	Med	**0,80**	0,78	0,76	0,73	0,69	0,64	0,55	0,40	0,20	/
ATR 3/400 - ATR 4,5/400 - ATR 6/400	Min	**0,54**	0,53	0,51	0,49	0,45	0,38	0,28	0,13	/	/
ATR 7,5/230 - ATR 9/230 ATR 9/400 - ATR 13,5/400	Max	**1,00**	0,99	0,97	0,95	0,92	0,89	0,86	0,82	0,77	0,71
	Med	**0,80**	0,78	0,75	0,72	0,68	0,65	0,59	0,53	0,40	0,21
	Min	**0,58**	0,57	0,55	0,52	0,48	0,45	0,39	0,30	0,15	/

Tehnički podaci koji se odnose na sledeće uslove: Standardni uređaj – Atmosferski pritisak 1013 mbar - Napajanje 230V/1Ph/50Hz. **(1) – (2):** Nominalni tehnički podaci koji se odnose na uređaje sa slobodnim protokom vazduha (Eksterni statički pritisak = 0 Pa).
(1) Grejni kapacitet:u skladu sa UNI 6552 , UNI 6552/A242 propisima. **(2) (6) Protok vazduha i statički pritisak:** Merenja izvršena sa kućištem u skladu sa AMCA 210-74 fig.11 standardima i plenum + dijafragma u skladu saCNR-UNI 10023 standardima..
(3) Nivo buke: pritisak zvuka slobodnog polja, distanca 2 m. Podaci bazirani na kalkulisanju zvučne snage izmerene u riverberacionoj sobi u skladu sa ISO 3741 - ISO 3742 standardima.
(4) Izlazna temperatura vazduha: Merena spoljašnja temperatura = *20°C* - Napajanje el. Grejača 230V/1Ph/50Hz o 400V/3Ph/50Hz (vidi modele).
(5) Električni podaci: Mereni sa Watt metrom Jokogawa WT 110.

Technical data refer to the following conditions: *Standard unit – Atmospheric pressure 1013 mbar – Electric motor Power supply 230V/1Ph/50Hz.* ***(1) – (2):*** *Nominal technical data refer to the maximum speed and unit with free air flow (External static pressure = 0 Pa).*
(1) Heating capacity: *ref. UNI 6552 , UNI 6552/A242 standards.* ***(2) (6) Air flow and Static pressure :*** *Measurements made with casing ref. AMCA 210-74 fig.11 standards and plenum + diaphragm ref. CNR-UNI 10023 standards.*
(3) Sound Levels: *Free field sound pressure, 2 m distance. Data calculated based on sound power measured in riverberation room ref. ISO 3741 - ISO 3742 standards.*
(4) Leaving air temperature: *Measurements with Environment air temperature = 20°C - Electric heater Power supply 230V/1Ph/50Hz or 400V/3Ph/50Hz (see models).* ***(5) Electrical data:*** *Measurements with Wattmeter Jokogawa WT 110.*

BELEŠKA: Na zahtev "ATR- C3E" električni Aerotermi bilo koje snage (dostupan sa napajanjem 230V ili 400V)
NOTE: On request "ATR-C3E" electrical aerotherms with any power (available with power supply 230V or 400V either)

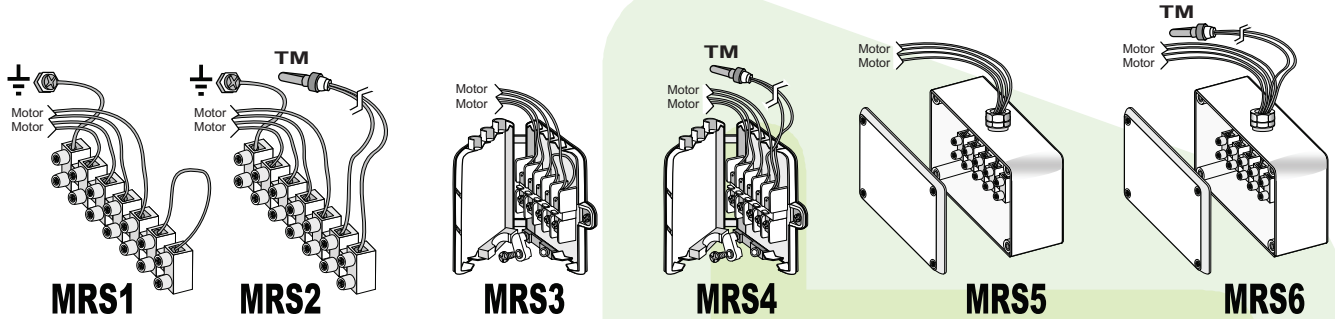

DALJINSKI UPRAVLJAČI KOJI SE NAJVIŠE KORISTE - SVE KOMANDNE TABLE MOGU KONTROLISATI SAMO JEDAN UREĐAJ (vidi "SDI" OPREMU)

MOST USED REMOTE CONTROLS - EACH CONTROL PANEL CAN CONTROL ONLY ONE SINGLE UNIT WITH 3 SPEED MOTOR (see accessory "SDI")

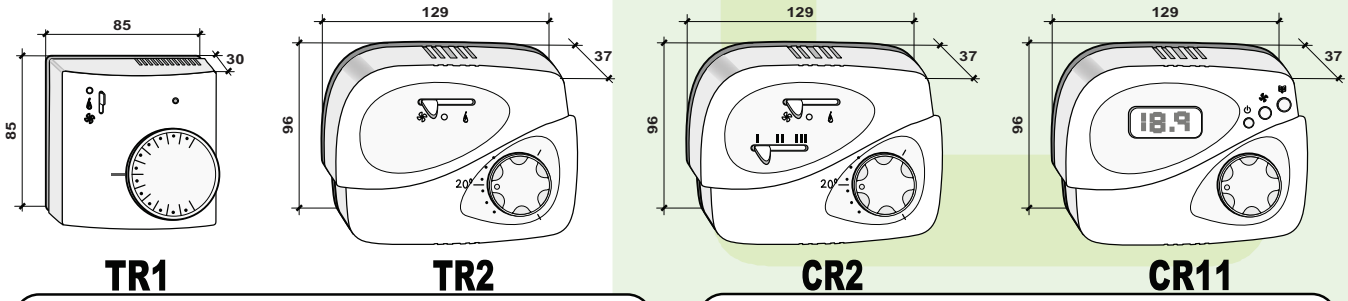

UPOZORENJE: UVERITI SE DA JE ELEKTRIČNA APSORBCIJA MOTORA UREĐAJA KOMPATIBILNA SA KONEKTOROM DALJINSKOG UPRAVLJAČA .
Qualora l'assorbimento elettrico sia maggiore, o l'unità sia dotata di 2 motori, si raccomanda di utilizzare la Scheda di interfaccia SDI.

WARNING: VERIFY IF THE ELECTRICAL ABSORPTION OF THE UNITS MOTORS ARE COMPATIBLE WITH THE REMOTE CONTROL CONTACT RATING.
If the electrical absorption is higher, or the unit is provided with 2 motors, it's recommended to use the SDI chart.

ZA OPŠIRNIJE TEHNIČKE I FUNKCIONALNE INFORMACIJE DATIH KONTROLORA (+ostale dostupne kontrole), vldi sekciju CR-ICD-HTR-HTN

For further Technical and Functionalities information of the shown controls (+ further available control), see CR-ICD-HTR-HTN sections

Mod.	Terminalne- kontrolne table za konekciju sa daljinskim upravljačem montiranim na uređaj – Daljinski upravljači (povezani – neugrađeni) Terminal boards for connection with the remote control supplied mounted on the unit - Remote controls supplied not mounted	Kod.	Euro
MRS 1	**STANDARD:UKLJUČUJE/INCLUDED** "Mamut" terminalna –kontrolna tabla "Mammoth" type terminal board	\	\
MRS 2	"Mamut" terminalna –kontrolna tabla (min. 7- polni)+ Termostat za nisku temperaturu vode"TM" (podešavanje TM-a = 38°C) "Mammoth" type terminal board (min. 7 poles) + Water low temperature thermostat "TM" (TM setting = 38°C)	089903002	
MRS 3	Terminalna-kontrolna tabla sa vodom (zaključava se otpuštanjem) + Dodatak "Mamut" terminalna –kontrolna tabla Terminal board with lead (release locking) + Additional "Mammoth" terminal board	089903003	
MRS 4	Terminalna-kontrolna tabla sa vodom (zaključava se otpuštanjem) + Dodatak "Mamut" terminalna –kontrolna tabla Termostat za nisku temperaturu vode" TM" podešavanje TM-a = 38°C Terminal board with lead (release locking) + Additional "Mammoth" terminal board + Water low temperature thermostat "TM" (TM setting = 38°C)	089903004	
MRS 5	"Mamut" terminalna-kontrolna tabla , unutar sa električnom kutijom IP 55 zaštite "Mammoth" type terminal board inside IP 55 electrical box	089903005	
MRS 6	"Mamut" terminalna-kontrolna tabla, unutar sa električnom kutijom IP 55 zaštite+ Termostat za nisku temperaturu vode"TM" (podešavanje TM-a = 38°C) "Mammoth" type terminal board inside IP 55 electrical box + Water low temperature thermostat "TM" (TM setting = 38°C)	089903006	
ELEKTRONSKI TERMOSTATI I DALJINSKI UPRAVLJAČI – ELECTRONICS THERMOSTATS AND REMOTE CONTROLS			
TR 1	Elektronski sobni termostat sa OFF/Ventilacija/Grejanje (samo termostat sa 1 izlazom, bez 3-brzinske kontrole). Electronic room thermostat with OFF/Ventilation/Heating (only thermostat with 1 single output, without 3-speed control). **Opterećenje spoja– Contact rating: 5A (230V)** Pogodan/Preporučljiv za verziju – Suitable/Recommended for version: **ATR-E1A**	089905001	
TR 2	Elektronski sobni termostat sa OFF/Leto/Zima (2 odvojena izlaza: 1 Zimski izlaz za max. Brzinu + 1 Letnji izlaz za min. brzinu) Electronic room thermostat with OFF/Summer/Winter (2 separate outputs: 1 winter output for max speed + 1 summer output for min speed) **Opterećenje spoja – Contact rating: 5A (230V)** Pogodan/Preporučljiv za verziju – Suitable/Recommended for version: **ATR-E2CF**	089905003	
CR 2	Elektronski Daljinski upravljač sa prekidačem Zima/Leto + 3 brzine+Sobni termostat Electronic remote control with OFF/Summer/Winter + 3 speed + Room thermostat. **Opterećenje spoja – Contact rating: 5A (230V)** Pogodan/Preporučljiv za verziju – Suitable/Recommended for version: **ATR-E3A ; ATR-C3A**	089905021	
CR 11	Multifukcionalni mikroprocesorski daljinski upravljač, pogodan za kompletnu kontrolu cevnih sistema. Hi-Tech Multi-functions/Programmable Micro-processor remote control, suitable for the full control of the unit. **Opterećenje spoja ventilatora – Fan Contact rating: 3A (230V) ; Klasa el. Spoja ventila – Valves Contact rating: 1A** Pogodan/Preporučljiv za verziju: **ATR-E3A ; ATR-E1E ; ATR-C3A ; ATR-C3E (Ssa post-ventilacionom funkcijom za uređaje sa el. grejačima)** Suitable/Recommended for versions: **ATR-E3A ; ATR-E1E ; ATR-C3A ; ATR-C3E (with Post-ventilation function for units with electrical heater)**	089905024	
SDI	Interfejs za kontrolu do 4 motora sa 3 brzine (npr. 4 fan-coil jedinice). Opremu dodati daljinskim upravljačima. Interface card to control up to 4 motors provided with 3 speeds (ex. 4 fan-coil units). Accessory to be added to the remote control. **Opterećenje spoja ventilatora – Fan Contact rating: 3A (230V)**	089905031	

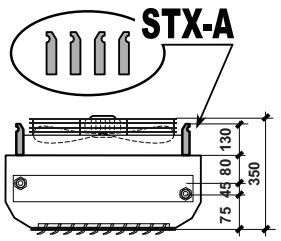

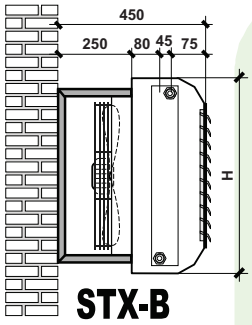

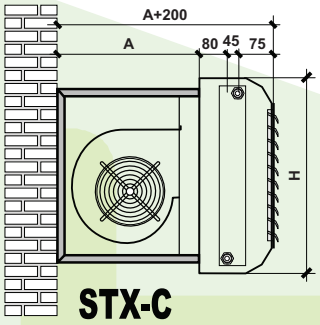

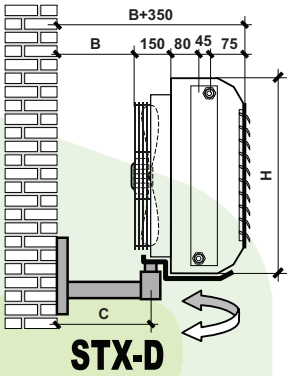

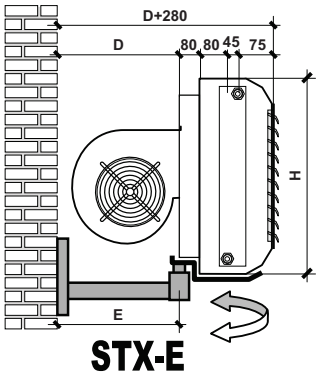

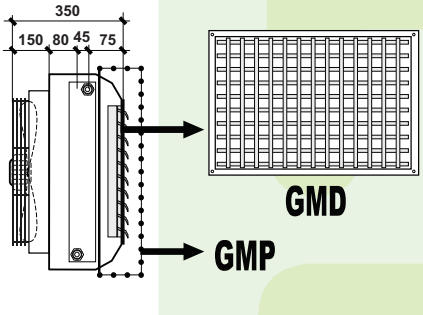

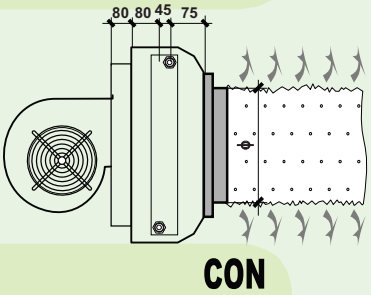

Konzole ne montirane na uređaj ; ostala oprema se dostavlja montirana na isti – Brackets supplied not mounted on the unit ; other accessories supplied mounted

Kompatibilnost Compatibility	ATR uređaj sa vodenim coil-om ATR unit with water coil		**ATR 10 – ATR 20**	**ATR 30 – ATR 40**	**ATR 50 – ATR 60**	**ATR 70 – ATR 80**	**ATR 90 – ATR 100**
	ATR uređaj sa el. grejačem ATR unit with electrical heaters		**3/230 - 4,5/230 - 6/230 3/400 - 4,5/400 - 6/400**	**7,5/230 - 9/230 9/400 - 13,5/400**	\	\	\
Dimenzije - Dimensions		**H** mm	440	540	640	540	640
N° 4 galvanizovane čelične VISEĆE konzole za horizontalnu ugradnju (vertikalni izduv), opremljeni otvorima za fiksiranje lančane suspenzije (lanac ne dolazi uz uređaj) **N° 4 galvanized steel HANGING brackets for horizontal installation (vertical air throw), provided with hole for fixing chains suspension (chains not supplied)**							
STX-A	Za sve **ATR** verzije for all **ATR** versions	Mod. Kod. **Euro**	STX-A1 019920001				
N° 2 galvanizovane čelične FIKSIRANE konzole za instalaciju/Fiksiranje uređaja na zid u vertikalnoj poziciji (horizontalni izduv), sa otvorima na zadnjoj strani za šrafove (šrafovi ne dolaze uz uređaj) **N° 2 galvanized steel FIXED brackets to install/fix the unit on the wall in vertical position (horizontal air throw), with rear holes for fixing screws (fixing screws not supplied)**							
STX-B	Za verzije – for versions: **E1A ; E3A ; E2CF ; E1E**	Mod. Kod. **Euro**	STX-B1 019920011	STX-B2 019920012	STX-B3 019920013	STX-B2 019920012	STX-B3 019920013
STX-C	Za verzije – for versions: **C3A ; C3E**	**A** mm	450	500	500	500	500
		Mod. Kod. **Euro**	STX-C1 019920021	STX-C2 019920022	STX-C3 019920023	STX-C2 019920022	STX-C3 019920023
N° 1 Rotaciona konzola prefarbana RAL9002 belom zaštitnom bojom za instalaciju/fiksiranje uređaja na zid u vertikalnom položaju (horizontalni izduv), položaj uređaja se može podesiti rotiranjem. **N° 1white RAL9002 painted steel TURNABLE bracket to install/fix the unit on the wall in vertical position (horizontal air throw), unit position can be adjusted with horizontal rotation**							
STX-D	Za verzije – for versions: **E1A ; E3A ; E2CF ; E1E**	**B** mm **C** mm	235 360	235 360	235 360	405 530	405 530
		Mod. Kod. **Euro**	STX-D1 019920031	STX-D2 019920032	STX-D3 019920033	STX-D4 019920034	STX-D5 019920035
STX-E	Za verzije – for versions: **C3A ; C3E**	**D** mm **E** mm	505 560	505 560	505 560	675 730	675 730
		Mod. Kod. **Euro**	STX-E1 019920041	STX-E2 019920042	STX-E3 019920043	STX-E4 019920044	STX-E5 019920045
Rešetka sa DUPLIM podešavajućim odbojnikom (alternativa standardnim rešetkama sa 1 podešavajućim odbojnikom) ; Izrađeno od čelika prefarbanog sivom zaštitnom bojom RAL 7004 **Air supply DOUBLE bank adjustable grills (alternative to standard single bank adjustable grills) ; made of grey RAL 7004 painted steel**							
GMD	Za sve **ATR verzije** for all **ATR** versions	Mod. Kod. **Euro**	GMD 10-20 019920101	GMD 30-40 019920102	GMD 50-60 019920103	GMD 70-80 019920104	GMD 90-100 019920105
Zaštitna mreža za rešetke **Air supply grill net protection**							
GMP	Za sve **ATR verzije** for all **ATR** versions	Mod. Kod. **Euro**	GMP 10-20 019920111	GMP 30-40 019920112	GMP 50-60 019920113	GMP 70-80 019920114	GMP 90-100 019920115
Prenosnik sa kružnim prstenom za vazdušnu difuziju kroz tekstilni ili kružni kanal (npr. Za instalaciju u staklenike) **Conveyer with circular spigot for air diffusion through textile duct or circular duct (for example for installations into greenhouses)**							
CON	Za verzije – for versions: **C3A ; C3E**	**ϕ** mm	1 x ϕ 250	1 x ϕ 350	1 x ϕ 450	2 x ϕ 350	2 x ϕ 450
		Mod. Kod. **Euro**	CON 10-20 019920121	CON 30-40 019920122	CON 50-60 019920123	CON 70-80 019920124	CON 90-100 019920125

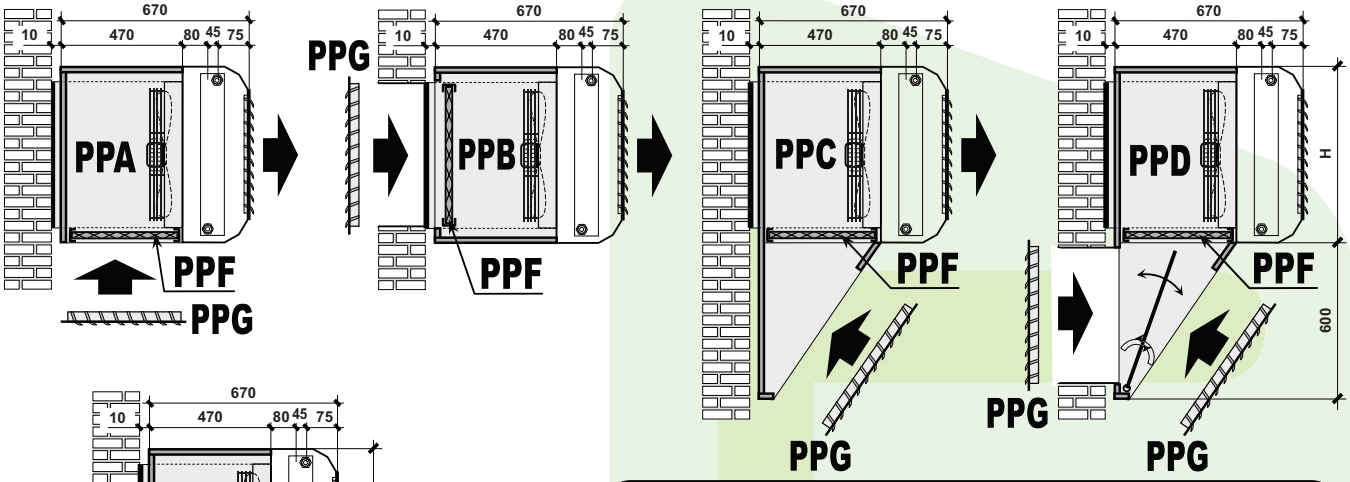

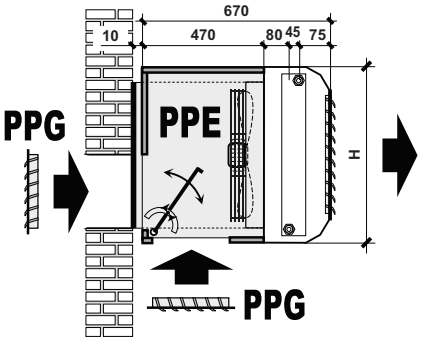

Svi stražnji plenumi izrađeni od čelika prefarbanog belom zaštitnom farbom RAL9002, su opremljeni stražnjim fiksirnim konzolama izrađenim od galvanizovanog čelika, u standardnu opremu ne spadaju vazdušni filter i usisna rešetka – te se naručuju kao dodatna oprema.

All Rear Plenum made with pre-painted steel white RAL9002, they are provided with rear fixing brackets in galvanized steel, they are standard supplied without air filter and without grill intake.
(Air filter and grill are available as additional accessories)

Oprema montirana ili ne montirana (na zahtev) na uređaj – Accessories supplied mounted or not mounted (on request) on the unit

Kompatibilnost Compatibility	**ATR uređaj sa vodenim coil-om ATR unit with water coil**		**ATR 10 – ATR 20**	**ATR 30 – ATR 40**	**ATR 50 – ATR 60**	**ATR 70 – ATR 80**	**ATR 90 – ATR 100**
	ATR uređaj sa električnim grejačem ATR unit with electrical heaters		**3/230 - 4,5/230 - 6/230 3/400 - 4,5/400 - 6/400**	**7,5/230 - 9/230 9/400 - 13,5/400**	\	\	\
Dimenzije - Dimensions	**H**	mm	440	540	640	540	640
Stražnji Plenum sa donjim dovodom vazduha - Rear plenum with lower air intake							
PPA	Za sve **ATR** verzije for all **ATR** versions	Mod. Kod. **Euro**	PPA 10-20 019921001	PPA 30-40 019921002	PPA 50-60 019921003	PPA 70-80 019921004	PPA 90-100 019921005
Stražnji plenum sa stražnjim dovodom vazduha (pogodan za 100% eksterni dovod vazduha) Rear plenum with rear air intake (suitable for 100% external fresh air intake)							
PPB	Za sve **ATR** verzije for all **ATR** versions	Mod. Kod. **Euro**	PPB 10-20 019921011	PPB 30-40 019921012	PPB 50-60 019921013	PPB 70-80 019921014	PPB 90-100 019921015
Stražnji plenum sa frontalnim dovodom vazduha - Rear plenum with frontal air intake							
PPC	Za sve **ATR** verzije for all **ATR** versions	Mod. Kod. **Euro**	PPC 10-20 019921021	PPC 30-40 019921022	PPC 50-60 019921023	PPC 70-80 019921024	PPC 90-100 019921025
Stražnji plenum za dovod vazduha i unutrašnje/spoljašnje mešanje vazduha (interni dovod vazduha + eksterni dovod vazduha + manualna žaluzina(može biti motorizovana)) Rear air intake plenum and internal/external air mixing (internal air intake + external air intake + manual louver (it can be motorized))							
PPD	Za sve **ATR** verzije for all **ATR** versions	Mod. Kod. **Euro**	PPD 10-20 019921031	PPD 30-40 019921032	PPD 50-60 019921033	PPD 70-80 019921034	PPD 90-100 019921035
Stražnji plenum za dovod vazduha i unutrašnje/spoljašnje mešanje vazduha (interni dovod vazduha + eksterni dovod vazduha + manualna žaluzina(može biti motorizovana)); vazdušni filter nemože biti montiran Rear air intake plenum and internal/external air mixing (internal air intake + external air intake + manual louver (it can be motorized)) ; air filter cannot be mounted							
PPE	Za verzije – for versions: **E1A ; E3A ; E2CF ; E1E**	Mod. Kod. **Euro**	PPE 10-20 019921041	PPE 30-40 019921042	PPE 50-60 019921043	PPE 70-80 019921044	PPE 90-100 019921045
Ravni vazdušni filter sa nivoom filtriranja EU3 (EUROVENT 4/5) – Pogodan za sve stražnje plenum-e (sa izuzetkom PPE) ; sa odvojivom stranicom Flat air filter with EU3 filtering level (EUROVENT 4/5) – Suitable for all rear plenum (with exclusion of PPE) ; side extractible							
PPF	za Plenum – for Plenum: **PPA – PPB – PPC – PPD**	Mod. Kod. **Euro**	PPF 10-20 019921101	PPF 30-40 019921102	PPF 50-60 019921103	PPF 70-80 019921104	PPF 90-100 019921105
Rešetka za dovod vazduha sa fiksiranim odbojnikom, prefarban zaštitnom bojom bele boje RAL 9002 Pogodan za instalaciju na sve stražnje Plenum-e + pogodan za eksternu instalaciju (rešetka proizvedena sa kišnim zaštitnikom) Single bank fixed air intake grill, pre-painted steel white RAL 9002 Suitable to be installed on all rear plenum + suitable for external installation (grill manufactured with rain protection characteristics)							
PPG	Za sve Plenum-e - for all plenum: **PPA – PPB – PPC – PPD – PPE**	Mod. Kod. **Euro**	PPG 10-20 019921111	PPG 30-40 019921112	PPG 50-60 019921113	PPG 70-80 019921114	PPG 90-100 019921115
Motor "230V on/off" za žaluzine - Motor "230V on/off" for air louver							
MOT	per Plenum – for Plenum: **PPD – PPE**	Mod. Cod. **Euro**	MOT 71 019921051	Pogodan za "PPD" i "PPE" (Pogodan za sve modele : sve veličine i verzije) Suitable for "PPD" and "PPE" (suitable for all models: any size and any version)			

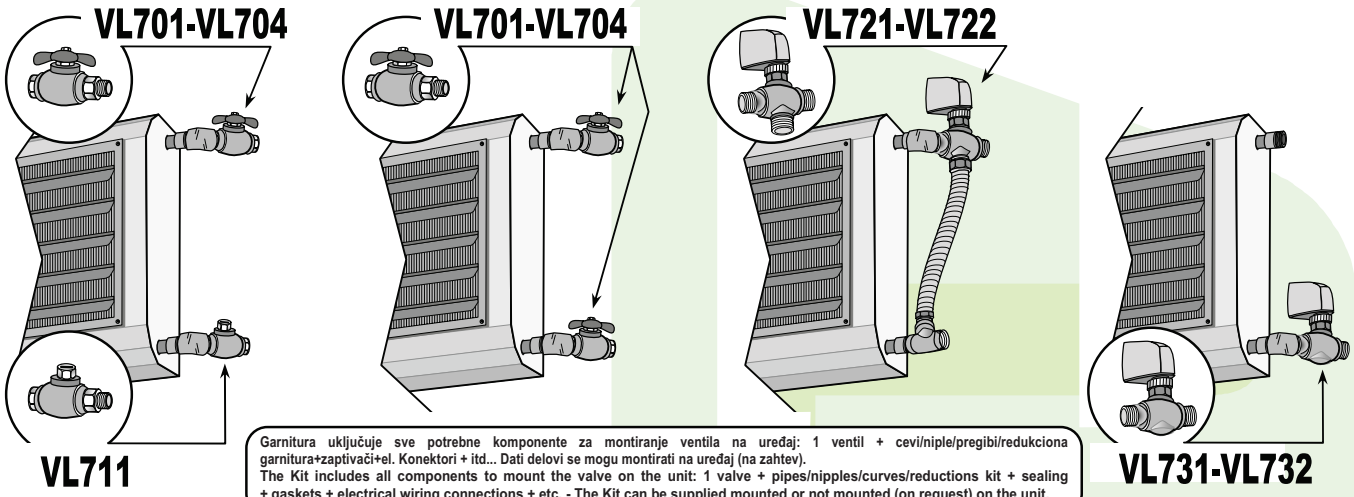

Garnitura uključuje sve potrebne komponente za montiranje ventila na uređaj: 1 ventil + cevi/niple/pregibi/redukciona garnitura+zaptivači+el. Konektori + itd... Dati delovi se mogu montirati na uređaj (na zahtev).
The Kit includes all components to mount the valve on the unit: 1 valve + pipes/nipples/curves/reductions kit + sealing + gaskets + electrical wiring connections + etc. - The Kit can be supplied mounted or not mounted (on request) on the unit.

Priključci za vodeni coil – Coils water connections (Beleška: Muško gasni priključak za vodeni konvektor – Note: Male gas water coil connection)

Modello - Model		ATR 10	ATR 20	ATR 30	ATR 40	ATR 50	ATR 60	ATR 70	ATR 80	ATR 90	ATR 100
Vodeni priključci – Water connections	ϕ	3/4"	3/4"	1"	1"	1"	1"	1" 1/4	1" 1/4	1" 1/4	1" 1/2

Ventilni vodeni priključak (= priključak za coil) – Valve water connections (= coil connections) ϕ		3/4"	1"	1"-1/4	1"-1/2
HIDRAULIČNA GARNITURA ZA BALANSIRANJE – HYDRAULIC BALANCING KIT		Beleška: Garnitura sadrži samo 1 ventil - Note: the Kit includes 1 valve only			
Faktor Pad-a pritiska vode u ventilu – Valve water pressure drop factor	Kv	4,2	8,5	12,1	29,2
1 Muško-Ženski prekidački ventil 1 Shut-off (ball) valve Male-Female	Mod. Kod. Euro	VL 701 019922001	VL 702 019922002	VL 703 019922003	VL 704 019922004
Faktor Pad-a pritiska vode u ventilu – Valve water pressure drop factor	Kv	3,5	\	\	\
1 Balansirajući ventil Muško - Ženski 1 Balancing valve Male-Female	Mod. Kod. Euro	VL 711 019922101	\	\	\
3-KRAKI VENTILI – 3 WAY VALVES		Beleška: Garnitura sadrži samo 1 ventil - Note: the Kit includes 1 valve only			
Faktor Pad-a pritiska vode u ventilu – Valve water pressure drop factor	Kv	2,8	5,2	\	\
Sa 1 elektrotermičkom servo komandom With 1 electrothermic actuator **230V ON/OFF**	Mod. Kod. Euro	VL 721-230V 019922201	VL 722-230V 019922202	\	\
Sa 1 elektrotermičkom servo komandom With 1 electrothermic actuator **24V ON/OFF (*)**	Mod. Kod. Euro	VL 721-24V 019922211	VL 722-24V 019922212	\	\
Sa 1 plutajućom servo komandom With 1 floating actuator **3 Tačke/Points 24V (*)**	Mod. Kod. Euro	VL 721-F24 019922221	VL 722- F24 019922222	\	\
Sa 1 plutajućom servo komandom With 1 floating actuator **3 Tačke/Points 230V (*)**	Mod. Kod. Euro	VL 721-F230 019922231	VL 722- F230 019922232	\	\
Sa 1 modularnom servo komandom With 1 modulating actuator **Moduliranje/Modulating 0-10V (*)**	Mod. Kod. Euro	VL 721-M010 019922241	VL 722- M010 019922242	\	\
Beleška Modulirana servo komanda sa napajanjem 24V sa modulacionim signalom 0-10V ; Note: Modulating actuator 24V power supply, with 0-10V modulating signal					
2-KRAKI VENTILI – 2 WAY VALVES		Beleška: Garnitura sadrži samo 1 ventil - Note: the Kit includes 1 valve only			
Faktor Pad-a pritiska vode u ventilu – Valve water pressure drop factor	Kv	2,8	5,2	\	\
Sa 1 elektrotermičkom servo komandom With 1 electrothermic actuator **230V ON/OFF**	Mod. Kod. Euro	VL 731-230V 019922251	VL 732-230V 019922252	\	\
Sa 1 elektrotermičkom servo komandom With 1 electrothermic actuator **24V ON/OFF (*)**	Mod. Kod. Euro	VL 731-24V 019922261	VL 732-24V 019922262	\	\
Sa 1 plutajućom servo komandom With 1 floating actuator **3 Tačke/Points 24V (*)**	Mod. Kod. Euro	VL 731-F24 019922271	VL 732- F24 019922272	\	\
Sa 1 plutajućom servo komandom With 1 floating actuator **3 Tačke/Points 230V (*)**	Mod. Kod. Euro	VL 731-F230 019922281	VL 732- F230 019922282	\	\
Sa 1 modularnom servo komandom With 1 modulating actuator **Moduliranje/Modulating 0-10V (*)**	Mod. Kod. Euro	VL 731-M010 019922291	VL 732- M010 019922292	\	\
Beleška: Modulirana servo komanda sa napajanjem 24V sa modulacionim signalom 0-10V ; Note: Modulating actuator 24V power supply, with 0-10V modulating signal					

(*)Trasformator 230V-24V I Regulacioni sistem nije uključen u standardnu opremu (regulacija,senzori,el. napajanja itd….),u svakom slučaju ovi ventili su kompatibilni sa bilo kojim regulacionim sistem (Johnson Controls, Honeywell, Siemens, etc...). Beleška: CR11 može da kontroliše 1 ili 2, 3 –krake ventile ; CR12 može da kontroliše modilisane 0-10V ventile.
(*) Transformer 230V-24V and Regulating system not included (regulation, sensors, electronic charts, etc.), anyway these valves are compatible with any regulation system (Johnson Controls, Honeywell, Siemens, etc...). Note: the control CR11 can control 1 or 2, 3-points valves ; CR12 can control modulating 0-10V valves.