FAN COIL

2 – 4
cevni
sistem

FC
Serija

AVIT

1 Coil (2 cevni sistem)
Coil (2-pipe system)

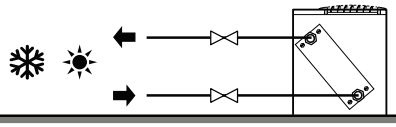

Uvek navedite stranu priključivanja vode
Always specify the water connections side

- **SX** = levo – left (STANDARD)
- **DX** = desno – right

Merne jedinice - Size			FC 12	FC 22	FC 32	FC 42	FC 52	FC 62	FC72	FC 82	FC 92	FC 102	FC 112	FC 122
Totalni kapacitet	Hlađenja - Total	W	1.500	2.000	2.530	3.020	3.750	4.250	5.520	6.420	7.530	9.020	9.600	10.710
Cooling capacity	Osetljivost - Sensible	W	1.290	1.620	2.070	2.380	3.080	3.440	4.600	5.200	6.430	7.300	8.200	8.740
Grejni kapacitet	Heating capacity	W	3.430	4.330	5.510	6.140	7.980	9.210	12.160	13.620	17.020	19.070	21.110	24.200
Protok vazduha	Air flow	m^3/h	350	360	435	447	647	665	975	1.003	1.431	1.472	1.908	1.962
Nivo buke	Sound level (Min-Med-Max)	dB(A)	28-34-38	28-34-38	29-35-40	29-35-40	30-36-42	30-36-42	32-38-43	32-38-43	37-44-49	37-44-49	38-45-50	38-45-50

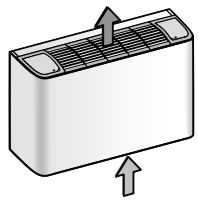

VM1

Zidna vertikalna verzija (osnovno kućište)
vertical wall version (basic cabinet)

Mod.		FC 12 VM1	FC 22 VM1	FC 32 VM1	FC 42 VM1	FC 52 VM1	FC 62 VM1	FC72 VM1	FC 82 VM1	FC 92 VM1	FC 102 VM1	FC 112 VM1	FC 122 VM1
Kod.		080012001	080022001	080032001	080042001	080052001	080062001	080072001	080082001	080092001	080102001	080112001	080122001
Euro													
D	mm	670	670	870	870	1.070	1.070	1.270	1.270	1.470	1.470	1.670	1.670
V	mm	470	470	470	470	470	470	470	470	470	470	470	470
Š	mm	220	220	220	220	220	220	220	220	220	220	220	220
Neto težina – Net weight	kg	13,5	14,0	16,4	17,2	22,5	23,5	26,0	27,5	30,0	31,5	34,0	37,5

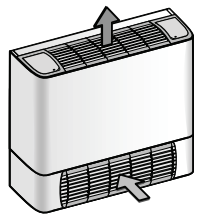

VM2

Vertikalna podna verzija (Kućište sa usisom vazduha sa strane podrške za nogare + rešetka)
vertical floor version (cabinet with air intake feet support+grill)

Mod.		FC 12 VM2	FC 22 VM2	FC 32 VM2	FC 42 VM2	FC 52 VM2	FC 62 VM2	FC72 VM2	FC 82 VM2	FC 92 VM2	FC 102 VM2	FC 112 VM2	FC 122 VM2
Kod.		080012002	080022002	080032002	080042002	080052002	080062002	080072002	080082002	080092002	080102002	080112002	080122002
Euro													
D	mm	670	670	870	870	1.070	1.070	1.270	1.270	1.470	1.470	1.670	1.670
V	mm	625	625	625	625	625	625	625	625	625	625	625	625
Š	mm	220	220	220	220	220	220	220	220	220	220	220	220
Neto težina – Net weight	kg	15,0	15,5	18,2	19,0	24,6	25,6	28,4	29,9	32,7	34,2	37,0	40,5

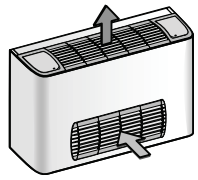

VM3

Vertikalna podna verzija (kućište sa frontalnom rešetkom za usis vazduha)
vertical floor version (cabinet with front air intake grill)

Mod.		FC 12 VM3	FC 22 VM3	FC 32 VM3	FC 42 VM3	FC 52 VM3	FC 62 VM3	FC72 VM3	FC 82 VM3	FC 92 VM3	FC 102 VM3	FC 112 VM3	FC 122 VM3
Kod.		080012003	080022003	080032003	080042003	080052003	080062003	080072003	080082003	080092003	080102003	080112003	080122003
Euro													
D	mm	670	670	870	870	1.070	1.070	1.270	1.270	1.470	1.470	1.670	1.670
V	mm	470	470	470	470	470	470	470	470	470	470	470	470
Š	mm	220	220	220	220	220	220	220	220	220	220	220	220
Neto težina – Net weight	kg	13,8	14,3	16,9	17,7	23,2	24,2	26,9	28,4	31,1	32,6	35,3	38,8

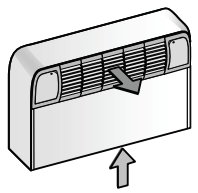

VM4

Vertikalna zidna verzija (kućište sa frontalnom rešetkom za snabdevanje vazduhom)
vertical wall version (cabinet with front air supply grill)

Mod.		FC 12 VM4	FC 22 VM4	FC 32 VM4	FC 42 VM4	FC 52 VM4	FC 62 VM4	FC72 VM4	FC 82 VM4	FC 92 VM4	FC 102 VM4	FC 112 VM4	FC 122 VM4
Kod.		080012004	080022004	080032004	080042004	080052004	080062004	080072004	080082004	080092004	080102004	080112004	080122004
Euro													
D	mm	670	670	870	870	1.070	1.070	1.270	1.270	1.470	1.470	1.670	1.670
V	mm	465	465	465	465	465	465	465	465	465	465	465	465
Š	mm	230	230	230	230	230	230	230	230	230	230	230	230
Neto težina – Net weight	kg	13,9	14,4	17,0	17,8	23,3	24,3	27,0	28,5	31,2	32,7	35,4	38,9

Beleška: Kod ove verzije, uzimajući u obzir redukciju performansi od 15%(prouzrokovana parcijalnom recirkulacijom vazduha)
Note: In this version, considered a performances reduction of about 15% (due to a partial treated air ricirculation)

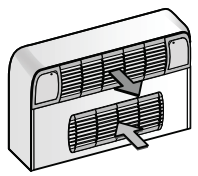

VM5

Vertikalna podna verzija (kućište sa frontalnom rešetkom za usis i snabdevanje vazduhom)
vertical floor version (cabinet with front air intake and supply grills)

Mod.		FC 12 VM5	FC 22 VM5	FC 32 VM5	FC 42 VM5	FC 52 VM5	FC 62 VM5	FC72 VM5	FC 82 VM5	FC 92 VM5	FC 102 VM5	FC 112 VM5	FC 122 VM5
Kod.		080012005	080022005	080032005	080042005	080052005	080062005	080072005	080082005	080092005	080102005	080112005	080122005
Euro													
D	mm	670	670	870	870	1.070	1.070	1.270	1.270	1.470	1.470	1.670	1.670
V	mm	465	465	465	465	465	465	465	465	465	465	465	465
Š	mm	230	230	230	230	230	230	230	230	230	230	230	230
Neto težina – Net weight	kg	14,2	14,7	17,5	18,3	24,0	25,0	27,9	29,4	32,3	33,8	36,7	40,2

Beleška: Kod ove verzije, uzimajući u obzir redukciju performansi od 30%(prouzrokovana parcijalnom recirkulacijom vazduha)
Note: In this version, considered a performances reduction of about 30% (due to a partial treated air ricirculation)

L = dužina – length ; **H** = visina – height ; **S** = širina – depth

1 Coil (2 cevni sistem)
Coil (2-pipe system)

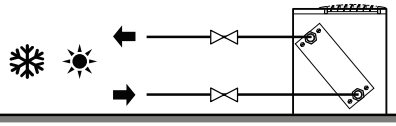

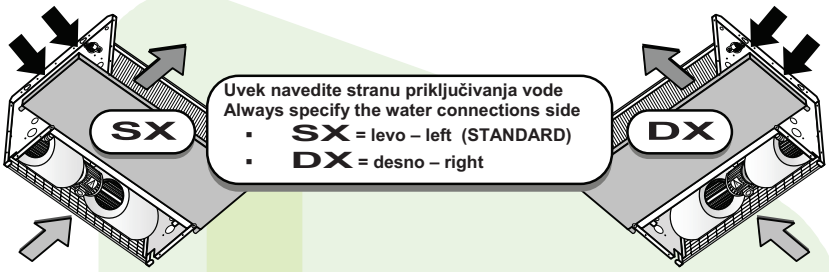

Uvek navedite stranu priključivanja vode
Always specify the water connections side
- **SX = levo – left (STANDARD)**
- **DX = desno – right**

Merne jedinice - Size			FC 12	FC 22	FC 32	FC 42	FC 52	FC 62	FC72	FC 82	FC 92	FC 102	FC 112	FC 122
Totalni kapacitet	hlađenja - Total	W	1.500	2.000	2.530	3.020	3.750	4.250	5.520	6.420	7.530	9.020	9.600	10.710
Cooling capacity	Osetljivost - Sensible	W	1.290	1.620	2.070	2.380	3.080	3.440	4.600	5.200	6.430	7.300	8.200	8.740
Grejni kapacitet	Heating capacity	W	3.430	4.330	5.510	6.140	7.980	9.210	12.160	13.620	17.020	19.070	21.110	24.200
Protok vazduha	Air flow	m^3/h	350	360	435	447	647	665	975	1.003	1.431	1.472	1.908	1.962
Nivo buke	Sound level (Min-Med-Max)	dB(A)	28-34-38	28-34-38	29-35-40	29-35-40	30-36-42	30-36-42	32-38-43	32-38-43	37-44-49	37-44-49	38-45-50	38-45-50

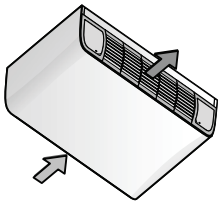

OM1

Horizontalna plafonska verzija (osnovno kućište)
horizontal ceiling version (basic cabinet)

Mod.		FC 12 OM1	FC 22 OM1	FC 32 OM1	FC 42 OM1	FC 52 OM1	FC 62 OM1	FC72 OM1	FC 82 OM1	FC 92 OM1	FC 102 OM1	FC 112 OM1	FC 122 OM1
Kod.		080012011	080022011	080032011	080042011	080052011	080062011	080072011	080082011	080092011	080102011	080112011	080122011
Euro													
D	mm	670	670	870	870	1.070	1.070	1.270	1.270	1.470	1.470	1.670	1.670
V	mm	470	470	470	470	470	470	470	470	470	470	470	470
Š	mm	220	220	220	220	220	220	220	220	220	220	220	220
Neto težina – Net weight	kg	14,7	15,2	18,0	18,8	24,5	25,5	28,4	29,9	32,8	34,3	37,2	40,7

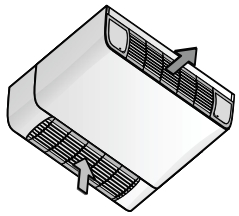

OM2

Horizontalna plafonska verzija (Kućište sa usisom vazduha sa strane podrške za nogare + rešetka)
horizontal ceiling version (cabinet with air intake feet support+grill)

Mod.		FC 12 OM2	FC 22 OM2	FC 32 OM2	FC 42 OM2	FC 52 OM2	FC 62 OM2	FC72 OM2	FC 82 OM2	FC 92 OM2	FC 102 OM2	FC 112 OM2	FC 122 OM2
Kod.		080012012	080022012	080032012	080042012	080052012	080062012	080072012	080082012	080092012	080102012	080112012	080122012
Euro													
D	mm	670	670	870	870	1.070	1.070	1.270	1.270	1.470	1.470	1.670	1.670
V	mm	625	625	625	625	625	625	625	625	625	625	625	625
Š	mm	220	220	220	220	220	220	220	220	220	220	220	220
Neto težina – Net weight	kg	16,2	16,7	19,8	20,6	26,6	27,6	30,8	32,3	35,5	37,0	40,2	43,7

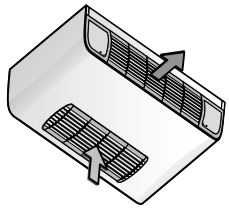

OM3

Horizontalna plafonska verzija (kućište sa frontalnom rešetkom za usis vazduha)
horizontal ceiling version (cabinet with front air intake grill)

Mod.		FC 12 OM3	FC 22 OM3	FC 32 OM3	FC 42 OM3	FC 52 OM3	FC 62 OM3	FC72 OM3	FC 82 OM3	FC 92 OM3	FC 102 OM3	FC 112 OM3	FC 122 OM3
Kod.		080012013	080022013	080032013	080042013	080052013	080062013	080072013	080082013	080092013	080102013	080112013	080122013
Euro													
D	mm	670	670	870	870	1.070	1.070	1.270	1.270	1.470	1.470	1.670	1.670
V	mm	470	470	470	470	470	470	470	470	470	470	470	470
Š	mm	220	220	220	220	220	220	220	220	220	220	220	220
Neto težina – Net weight	kg	15,0	15,5	18,5	19,3	25,2	26,2	29,3	30,8	33,9	35,4	38,5	42,0

L = dužina – length ; **H** = visina – height ; **S** = širina – depth

Beleška: Za horizontalne verzije sa kućištem preporučujemo da ne potcenjujete neugodnost kod toplovazdušno uslovljenog zimskog grejanja
Da bi izbegli date neželjene smetnje preporučujemo:
- Odabrati jedinice koji odgovaraju tehničkim zahtevima.
- Snabdevati uređaj sa vodom niske temperature, da bi spoljašnja temperatura vazduha bila što je moguće niža.
- Ukoliko je više uređaja ugrađeno u istu prostoriju, uverite se da isti budu građeni na mesta da bi postojala odgovarajuća kružna cirkulacija vazduha.
- Ukoliko je moguće, uređaj postaviti na mesto gde je isti u mogućnosti da datim vazduhom opkružuje frontalni zid .U ovom slučaju će se protok vazduha spustiti na potrebne niže nivoe.
- Ukoliko je potrebno, modifikujte električne konektore, priključujući 3 ventilatora veće brzine.
- Postavite uređaj što je niže moguće, izbegavajući montaže više od 3m.
- Na zahtev, naša tehnička podrška će Vam obezbediti dodatne informacije, npr. Povećanje ispustnog otvora za vazduh itd.....

Note: For horizontal versions with cabinet we recommend do not underestimate the inconvenience in hot air stratification winter heating.
In order to avoid this unwished inconvenience, we suggest:
- To choose oversized units in comparison with the real requirements.
- Supply the units with low water temperature, so that the air outlet temperature is as lower as possible.
- If several units are installed in the same room, place the units in order to make the air flow crossing.
- Where possible, install the units so that hot treated air is investing the front wall. In this way the air flow will necessarily go to lower levels.
- If necessary, modify the electrical wiring connections, connecting the 3 fan higher speeds.
- Install the unit as lower as possible, avoiding installations higher than 3 meters.
- On request, our technical department will provide additional information, for example the way to increase the air flow outlet, etc…

ZA SVE VERZIJE: ELEKTRIČNI UREŠAJI SPADAJU U DODATNU OPREMU (OBAVEZNO !)

Preporučena oprema:
- **Terminalna – kontrolna tabla + Daljinski upravljač (vidi sekcije MRS + CR-ICD-HTR-HTN)**
- **Ili kontrolna tabla ugrađena u uređaj (vidi sekciju CB)**

FOR ALL VERSIONS: THE ELECTRICAL EQUIPMENT IS ADDITIONAL ACCESSORY (COMPULSORY !)

Recommended accessories:
- **Terminal board + Remote control (see MRS + CR-ICD-HTR-HTN sections)**
- **Or Control Panel installed inside the unit (see CB section)**

1 Coil (2 cevni sistem)
Coil (2-pipe system)

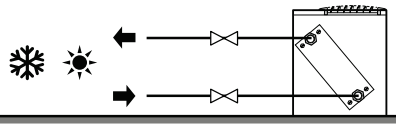

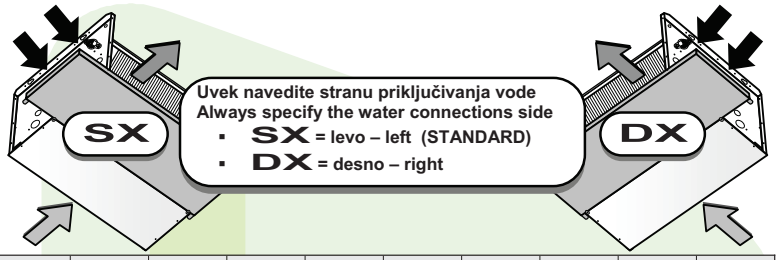

Uvek navedite stranu priključivanja vode
Always specify the water connections side

- **SX** = levo – left (STANDARD)
- **DX** = desno – right

Merne jedinice - Size			FC 12	FC 22	FC 32	FC 42	FC 52	FC 62	FC72	FC 82	FC 92	FC 102	FC 112	FC 122
Totalni kapacitet	hlađenja - Total	W	1.500	2.000	2.530	3.020	3.750	4.250	5.520	6.420	7.530	9.020	9.600	10.710
Cooling capacity	Osetljivost - Sensible	W	1.290	1.620	2.070	2.380	3.080	3.440	4.600	5.200	6.430	7.300	8.200	8.740
Grejni kapacitet	Heating capacity	W	3.430	4.330	5.510	6.140	7.980	9.210	12.160	13.620	17.020	19.070	21.110	24.200
Protok vazduha	Air flow	m^3/h	350	360	435	447	647	665	975	1.003	1.431	1.472	1.908	1.962
Nivo buke	Sound level (Min-Med-Max)	dB(A)	28-34-38	28-34-38	29-35-40	29-35-40	30-36-42	30-36-42	32-38-43	32-38-43	37-44-49	37-44-49	38-45-50	38-45-50

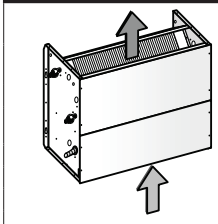

IV1

Vertikalna ugradna verzija (bez kućišta)
vertical concealed version (basic; without cabinet)

Mod.		FC 12 IV1	FC 22 IV1	FC 32 IV1	FC 42 IV1	FC 52 IV1	FC 62 IV1	FC 72 IV1	FC 82 IV1	FC 92 IV1	FC 102 IV1	FC 112 IV1	FC 122 IV1
Kod.		080012031	080022031	080032031	080042031	080052031	080062031	080072031	080082031	080092031	080102031	080112031	080122031
Euro													
D	mm	450	450	650	650	850	850	1.050	1.050	1.250	1.250	1.450	1.450
V	mm	450	450	450	450	450	450	450	450	450	450	450	450
Š	mm	215	215	215	215	215	215	215	215	215	215	215	215
Neto težina – Net weight	kg	10,7	11,2	13,5	14,3	19,5	20,5	22,9	24,4	26,8	28,3	30,7	34,2

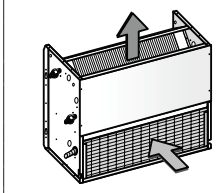

IV2

Vertikalna ugradna verzija (frontalni usis vazduha; bez kućišta)
vertical concealed version (front air intake; without cabinet)

Mod.		FC 12 IV2	FC 22 IV2	FC 32 IV2	FC 42 IV2	FC 52 IV2	FC 62 IV2	FC 72 IV2	FC 82 IV2	FC 92 IV2	FC 102 IV2	FC 112 IV2	FC 122 IV2
Kod.		080012032	080022032	080032032	080042032	080052032	080062032	080072032	080082032	080092032	080102032	080112032	080122032
Euro													
D	mm	450	450	650	650	850	850	1.050	1.050	1.250	1.250	1.450	1.450
V	mm	450	450	450	450	450	450	450	450	450	450	450	450
Š	mm	215	215	215	215	215	215	215	215	215	215	215	215
Neto težina – Net weight	kg	10,6	11,1	13,4	14,2	19,4	20,4	22,7	24,2	26,6	28,1	30,5	34,0

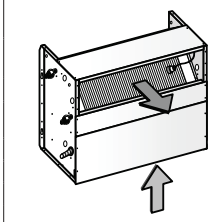

IV3

Vertikalna ugradna verzija (frontalno snabdevanje vazduhom; bez kućišta)
vertical concealed version (front air supply; without cabinet)

Mod.		FC 12 IV3	FC 22 IV3	FC 32 IV3	FC 42 IV3	FC 52 IV3	FC 62 IV3	FC 72 IV3	FC 82 IV3	FC 92 IV3	FC 102 IV3	FC 112 IV3	FC 122 IV3
Kod.		080012033	080022033	080032033	080042033	080052033	080062033	080072033	080082033	080092033	080102033	080112033	080122033
Euro													
D	mm	450	450	650	650	850	850	1.050	1.050	1.250	1.250	1.450	1.450
V	mm	450	450	450	450	450	450	450	450	450	450	450	450
Š	mm	215	215	215	215	215	215	215	215	215	215	215	215
Neto težina – Net weight	kg	11,1	11,6	14,1	14,9	20,3	21,3	23,9	25,4	28,0	29,5	32,1	35,6

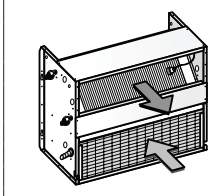

IV4

Vertikalna ugradna verzija (frontalan usis i snabdevanje vazduhom; bez kućišta)
vertical concealed version (front air intake and supply; without cabinet)

Mod.		FC 12 IV4	FC 22 IV4	FC 32 IV4	FC 42 IV4	FC 52 IV4	FC 62 IV4	FC 72 IV4	FC 82 IV4	FC 92 IV4	FC 102 IV4	FC 112 IV4	FC 122 IV4
Kod.		080012034	080022034	080032034	080042034	080052034	080062034	080072034	080082034	080092034	080102034	080112034	080122034
Euro													
D	mm	450	450	650	650	850	850	1.050	1.050	1.250	1.250	1.450	1.450
V	mm	450	450	450	450	450	450	450	450	450	450	450	450
Š	mm	215	215	215	215	215	215	215	215	215	215	215	215
Neto težina – Net weight	kg	11,0	11,5	14,0	14,8	20,2	21,2	23,7	25,2	27,8	29,3	31,9	35,4

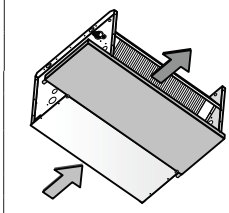

IO1

Horizontalna ugradna verzija (bez kućišta)
horizontal concealed version (basic; without cabinet)

Mod.		FC 12 IO1	FC 22 IO1	FC 32 IO1	FC 42 IO1	FC 52 IO1	FC 62 IO1	FC 72 IO1	FC 82 IO1	FC 92 IO1	FC 102 IO1	FC 112 IO1	FC 122 IO1
Kod.		080012041	080022041	080032041	080042041	080052041	080062041	080072041	080082041	080092041	080102041	080112041	080122041
Euro													
D	mm	545	545	745	745	945	945	1.145	1.145	1.345	1.345	1.545	1.545
V	mm	450	450	450	450	450	450	450	450	450	450	450	450
Š	mm	215	215	215	215	215	215	215	215	215	215	215	215
Neto težina – Net weight	kg	11,1	11,6	13,9	14,7	19,9	20,9	23,3	24,8	27,2	28,7	31,1	34,6

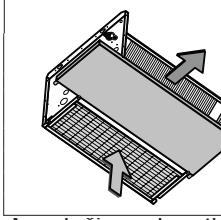

IO2

Horizontalna ugradna verzija (frontalni usis vazduha; bez kućišta)
horizontal concealed version (front air intake; without cabinet)

Mod.		FC 12 IO2	FC 22 IO2	FC 32 IO2	FC 42 IO2	FC 52 IO2	FC 62 IO2	FC 72 IO2	FC 82 IO2	FC 92 IO2	FC 102 IO2	FC 112 IO2	FC 122 IO2
Kod.		080012042	080022042	080032042	080042042	080052042	080062042	080072042	080082042	080092042	080102042	080112042	080122042
Euro													
D	mm	545	545	745	745	945	945	1.145	1.145	1.345	1.345	1.545	1.545
V	mm	450	450	450	450	450	450	450	450	450	450	450	450
Š	mm	215	215	215	215	215	215	215	215	215	215	215	215
Neto težina – Net weight	kg	11,0	11,5	13,8	14,6	19,8	20,8	23,1	24,6	27,0	28,5	30,9	34,4

L = dužina – length ; **H** = visina – height ; **S** = širina – depth

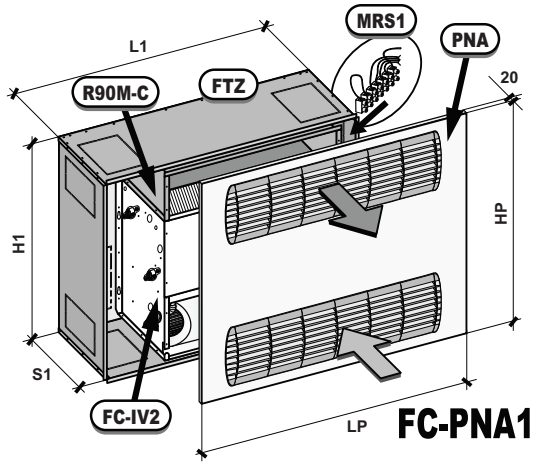

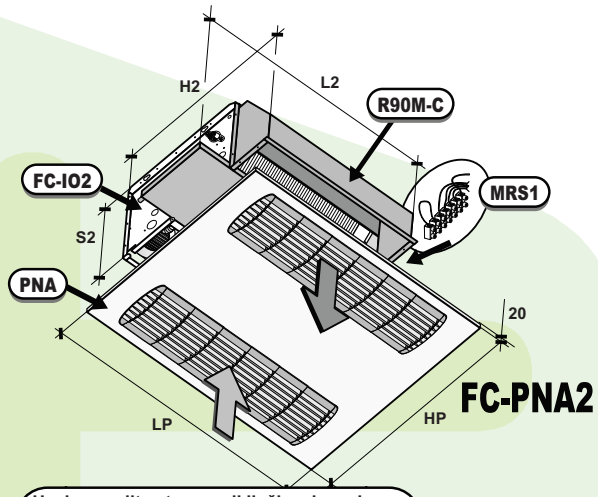

1 **Coil (2 cevni sistem)**
Coil (2-pipe system)

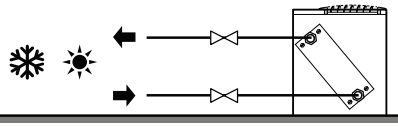

Uvek navedite stranu priključivanja vode
Always specify the water connections side
- **SX** = levo – left (STANDARD)
- **DX** = desno – right

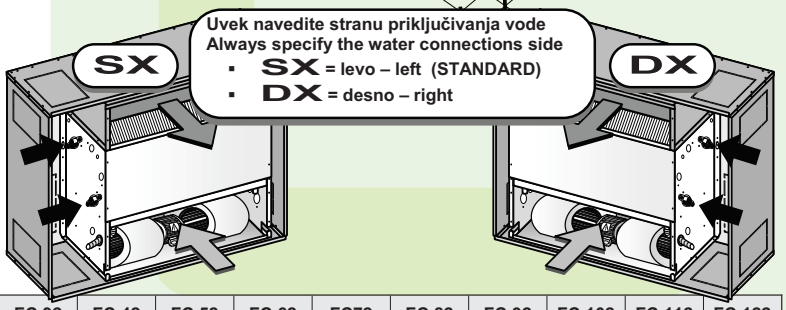

Merne jedinice - Size			FC 12	FC 22	FC 32	FC 42	FC 52	FC 62	FC72	FC 82	FC 92	FC 102	FC 112	FC 122
Totalni kapacitet	hlađenja - Total	W	1.500	2.000	2.530	3.020	3.750	4.250	5.520	6.420	7.530	9.020	9.600	10.710
Cooling capacity	Osetljivost - Sensible	W	1.290	1.620	2.070	2.380	3.080	3.440	4.600	5.200	6.430	7.300	8.200	8.740
Grejni kapacitet	Heating capacity	W		4.330	5.510	6.140	7.980	9.210	12.160	13.620	17.020	19.070	21.110	24.200
Protok vazduha	Air flow	m^3/h		360	435	447	647	665	975	1.003	1.431	1.472	1.908	1.962
Nivo buke	Sound level (Min-Med-Max)	dB(A)		28-34-38	29-35-40	29-35-40	30-36-42	30-36-42	32-38-43	32-38-43	37-44-49	37-44-49	38-45-50	38-45-50

Vertikalna ugradna verzija sa lažnim ramom i zaštitnim panelom (ugradnja u zidna udubljenja)
Vertical concealed version with false frame and covering panel (for wall niche installation)

FC-PNA1														
		Mod.	FC 12 PNA1	FC 22 PNA1	FC 32 PNA1	FC 42 PNA1	FC 52 PNA1	FC 62 PNA1	FC72 PNA1	FC 82 PNA1	FC 92 PNA1	FC 102 PNA1	FC 112 PNA1	FC 122 PNA1
		Kod.	080012008	080022008	080032008	080042008	080052008	080062008	080072008	080082008	080092008	080102008	080112008	080122008
		Euro												
	D1	mm	650	650	850	850	1.050	1.050	1.250	1.250	1.450	1.450	1.650	1.650
	V1	mm	620	620	620	620	620	620	620	620	620	620	620	620
	Š1	mm	235	235	235	235	235	235	235	235	235	235	235	235
	DP	mm	700	700	900	900	1.100	1.100	1.300	1.300	1.500	1.500	1.700	1.700
	VP	mm	670	670	670	670	670	670	670	670	670	670	670	670
	Neto težina – Net weight	kg	24,0	24,5	29,6	30,4	38,5	39,5	45,2	46,7	52,5	54,0	59,3	62,8

Komponente uređaja / Unit's components

FC-IV2	Vertikalni ugradni fan-coil (verzija "IV2") – Vertical concealed fan-coil ("IV2" version)
FTZ	Lažni ram od galvanizovanog metala – False frame made of galvanized steel
R90M-C	Izolovano snabdevanje vazduha plenum 90° – Insulated Air supply 90° plenum
MRS 1	"Mamut" terminalna tabla (daljinski upravljač nije uključen) – "Mammoth" type terminal board (Remote control not included)
PNA	Panel izrađen od metala ofarbanim belom bojom kao zaštitnim slojem (slično a RAL 9010) – Panel made of white (similar to RAL 9010) pre-painted steel

Horizontalna ugradna verzija sa zaštitnim panelom (za ugradnju u spušteni plafon)
Horizontal concealed version with covering panel (for false ceiling installation)

FC-PNA2														
		Mod.	FC 12 PNA2	FC 22 PNA2	FC 32 PNA2	FC 42 PNA2	FC 52 PNA2	FC 62 PNA2	FC72 PNA2	FC 82 PNA2	FC 92 PNA2	FC 102 PNA2	FC 112 PNA2	FC 122 PNA2
		Kod.	080012006	080022006	080032006	080042006	080052006	080062006	080072006	080082006	080092006	080102006	080112006	080122006
		Euro												
	D2	mm	545	545	745	745	945	945	1.145	1.145	1.345	1.345	1.545	1.545
	V2	mm	590	590	590	590	590	590	590	590	590	590	590	590
	Š2	mm	215	215	215	215	215	215	215	215	215	215	215	215
	DP	mm	700	700	900	900	1.100	1.100	1.300	1.300	1.500	1.500	1.700	1.700
	VP	mm	670	670	670	670	670	670	670	670	670	670	670	670
	Neto težina – Net weight	kg	16,9	17,4	21,0	21,8	28,4	29,4	33,6	35,1	39,3	40,8	44,6	48,1

Komponente uređaja / Unit's components

FC-IO2	Horizontalni ugradni fan-coil (verzija "IO2") – Horizontal concealed fan-coil ("IO2" version)
R90M-C	Izolovano snabdevanje vazduha plenum 90° – Insulated Air supply 90° plenum
MRS 1	"Mamut" terminalna tabla (daljinski upravljač nije uključen)–"Mammoth" type terminal board (Remote control not included)
PNA	Panel izrađen od metala ofarbanim belom bojom kao zaštitnim slojem (slično a RAL 9010)) – Panel made of white (similar to RAL 9010) pre-painted steel

Preporučena oprema
Daljinski upravljač (vidi CR-ICD-HTR-HTN sekcije)

Recommended accessories:
Remote control (see CR-ICD-HTR-HTN sections)

STANDARD

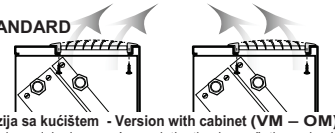

Verzija sa kućištem - Version with cabinet (VM – OM)
Protok vazduha je moguće menjati rotiranjem rešetke pod uglom od 180°
The air flow can be reversed rotating the grill by 180°.

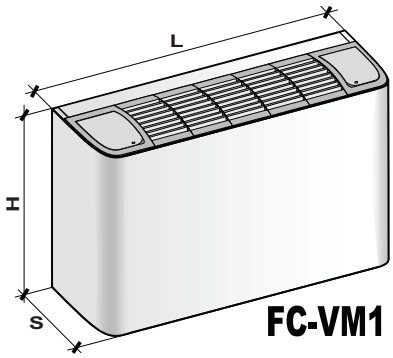

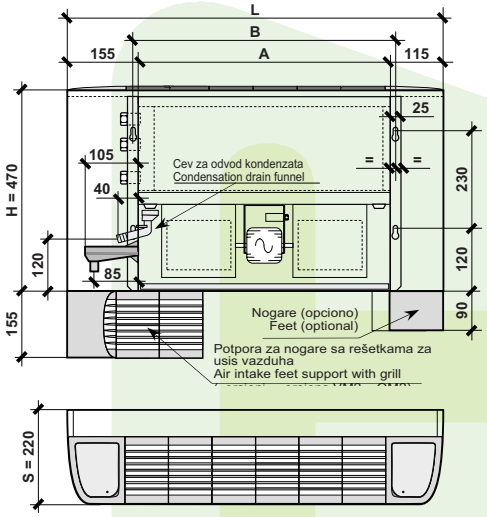

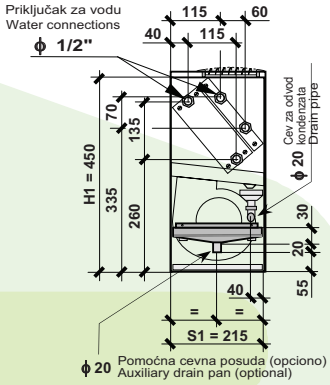

Verzije sa kućištem
Versions with cabinet
H = 470 mm
S = 220 mm

Verzije bez kućišta
Versions without cabinet
H1 = 450 mm
S1 = 215 mm

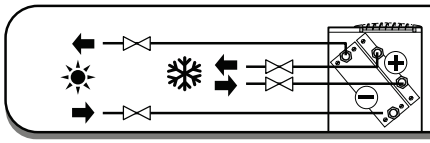

2 Coils (4-cevni sistem)
Coils (4-pipe system)

MODEL – MODEL			FC 14	FC 34	FC 54	FC 74	FC 94	FC 114
Kapacitet hlađenja Cooling capacity	Total-Total (1)	W	1.530	2.590	3.840	5.660	7.720	9.840
	Osetljivost-Sensible (1)	W	1.320	2.130	3.150	4.710	6.600	8.410
Grejni kapacitet	Heating capacity (2)	W	1.790	3.010	4.280	6.370	8.440	10.260
Protok vazduha	Air flow (3)	m^3/h	360	447	665	1.003	1.472	1.962
Protok vode Water flow (4)	Hlađenje - Cooling	l/h	265	446	661	974	1.328	1.693
	Grejanje - Heating	l/h	154	259	369	548	726	883
Pad vodenog pritiska Water pressure drops (5)	Hlađenje - Cooling	kPa	13,8	19,4	36,8	30,9	37,9	42,0
	Grejanje - Heating	kPa	8,1	11,7	21,3	43,4	56,8	40,3
Nivoi buke - Sound levels (6) Min-Med-Max		dB(A)	28 - 34 - 38	29 - 35 - 40	30 - 36 - 42	32 - 38 - 43	37 - 44 - 49	38 - 45 - 50
Stepen regulacije – Speed number		No. (*)	6	6	6	6	6	5
El.snaga - Jačina struje–Current input MAX(7)		W - A	58W - 0,25A	83W - 0,36A	108W - 0,49A	147W - 0,65A	159W - 0,71A	270W - 1,20A
Električni priključak – Power supply			**230 V – 1 Ph – 50 Hz**					
Dimenzije Dimensions	**D**	mm	670	870	1.070	1.270	1.470	1.670
	V	mm	470	470	470	470	470	470
	Š	mm	220	220	220	220	220	220
	A	mm	400	600	800	1.000	1.200	1.400
	B	mm	425	625	825	1.025	1.225	1.425
Vodeni priključak Water connections	Jedinica hlađenja – Cooling coil	ϕ (**)	1/2"	1/2"	1/2"	1/2"	1/2"	1/2"
	Grejna jedinica – Heating coil	ϕ (**)	1/2"	1/2"	1/2"	1/2"	1/2"	1/2"
Cev za odvod kondenz. - Drain pipe		ϕ (mm)	20	20	20	20	20	20
Preporučena oprema Accessories recommended			**Kontrolni panel (vidi CB sekciju) ili Terminalna tabla+Daljinski upravljač (vidi sekcije MRS + CR-ICD-HTR-HTN) Control Panel (see CB section) or Terminal board + Remote control (see MRS + CR-ICD-HTR-HTN sections)**					

No. (*) Dostupna brzina (samo 3 priključka) - Available speed (only 3 connected)
ϕ (**) Ženski gas-voda priključni element - Female gas water coil connections

(8) REDUKCIJA KAPACITETA GREJANJA/HLAĐENJA I PROTOKA VAZDUHA
AIR FLOW AND COOLING/HEATING CAPACITIES REDUCTIONS

	Brzina Speed	Eksterni statički pritisak – External static pressure											
		0 Pa	20 Pa	40 Pa	60 Pa	**0 Pa**	20 Pa	40 Pa	60 Pa	**0 Pa**	20 Pa	40 Pa	60 Pa
		FC 14 – 34				**FC 54 – 74**				**FC 94 – 114**			
Total. Kapacitet hlađenja Total cooling capacity	Max	**1**	0,94	0,78	\	**1**	0,96	0,88	0,71	**1**	0,97	0,93	0,85
	Med	**0,91**	0,83	0,51	\	**0,92**	0,88	0,77	\	**0,93**	0,91	0,86	0,75
	Min	**0,75**	0,63	\	\	**0,77**	0,72	0,55	\	**0,81**	0,78	0,73	0,57
Osetni kapacitet hlađenja Sensible cooling cap.	Max	**1**	0,92	0,73	\	**1**	0,95	0,85	0,64	**1**	0,97	0,91	0,82
	Med	**0,89**	0,79	0,42	\	**0,90**	0,84	0,71	\	**0,91**	0,88	0,82	0,69
	Min	**0,69**	0,55	\	\	**0,72**	0,65	0,46	\	**0,76**	0,73	0,66	0,48
Grejni kapacitet Heating capacity	Max	**1**	0,93	0,74	\	**1**	0,95	0,86	0,66	**1**	0,97	0,92	0,83
	Med	**0,89**	0,80	0,45	\	**0,91**	0,85	0,73	\	**0,92**	0,89	0,83	0,71
	Min	**0,71**	0,58	\	\	**0,74**	0,68	0,49	\	**0,77**	0,74	0,68	0,50
Protok vazduha Air flow	Max	**1**	0,88	0,61	\	**1**	0,92	0,78	0,5	**1**	0,95	0,87	0,73
	Med	**0,83**	0,69	0,26	\	**0,85**	0,77	0,59	\	**0,87**	0,82	0,74	0,56
	Min	**0,57**	0,40	\	\	**0,60**	0,52	0,30	\	**0,65**	0,61	0,53	0,32

Tehnički podaci koji se odnose sledeće stavke: Standardna jedinica – Atmosferski pritisak 1013 mbar – Električni priključak 230V/1Ph/50Hz. **(1) – (2) – (3) – (4) – (5):** Nominalni tehnički podaci koji se odnose na maksimalnu brzinu i jedinicu sa slobodnim protokom vazduha (Eksterni statički pritisak = 0 Pa).
(1) Hlađenje: Spoljšnja temperatura vazduha: 27°Cb.s., 19°Cb.u. – Ulazna temperatura vode 7°C, izlazna temperatura vode 12°C – Maksimalna brzina (nominalna). Za srednju i minimalnu brzinu i/ili statički pritisak > 0 Pa (vidi (8)) ulazna temperatura vode. 7°C i protok vode kao i maksimalna brzina.
(2) Grejanje: Spoljšnja temperatura vazduha: 20°C – Ulazna temperatura vodea 70°C, izlazna temperatura vode 60°C – Maksimalna brzina (nominalna). Za srednju i minimalnu brzinu i/ili statički pritisak > 0 Pa (vidi (8)) ulazna temperatura vode 70°C C i protok vode kao i maksimalna brzina.(4).
(1) (2) (8) Kapaciteti hlađenja i grejanja: Podaci iskalkulisani i bazirani na merama izvedenim u kalometričnoj sobi u skladu sa UNI 6552 , UNI 6552/A242 standardima**(3) (8) Protok vazduha i statički pritisak:** Merenja izvedena sa kućištem u skladu sa. normama AMCA 210-74 fig.11 i plenum + dijafragma u skladu sa normama CNR-UNI 10023.
(6) Nivo buke: zvučni pritisak slobodnog polja, na distanci od 2 m. Podaci kalkulisani i bazirani na jačini zvuka, mereni u riverberacionoj sobi u skladu sa. ISO 3741 - ISO 3742.standardima **(7) Električni podaci:** Izmereni sa Wattmetrom Jokogawa WT 110.

Technical data refer to the following conditions: Standard unit – Atmospheric pressure 1013 mbar – Electrical supply 230V/1Ph/50Hz. **(1) – (2) – (3) – (4) – (5)**: Nominal technical data refer to the maximum speed and unit with free air flow (External static pressure = 0 Pa).
(1) Cooling: Environment air temperature: 27°Cd.b., 19°Cw.b. - Entering water temp. 7°C, leaving water temp. 12°C – Max speed (nominal). For Med and Min fan speed and/or static pressure > 0 Pa (see (8)) entering water temp. 7°C and water flow as for the Max speed (4).
(2) Heating: Environment air temperature: 20°C - Entering water temperature 70°C, leaving water temperature 60°C – Max speed (nominal). For Med and Min fan speed and/or static pressure > 0 Pa (see (8)) entering water temp. 70°C and water flow as for the Max speed (4).
(1) (2) (8) Cooling and Heating capacities: Data calculated based on measurements made in calorimetric room ref. UNI 6552 , UNI 6552/A242 standards. **(3) (8) Air flow and Static pressure :** Measurements made with casing ref. AMCA 210-74 fig.11 standards and plenum + diaphragm ref. CNR-UNI 10023 standards. **(6) Sound Levels:** Free field sound pressure, 2 m distance. Data calculated based on sound power measured in riverberation room ref. ISO 3741 - ISO 3742 standards. **(7) Electrical data:** Measurements with Wattmeter Jokogawa WT 110.

2 Coil-a (4- cevni sistem)
Coils (4-pipe system)

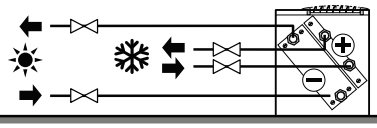

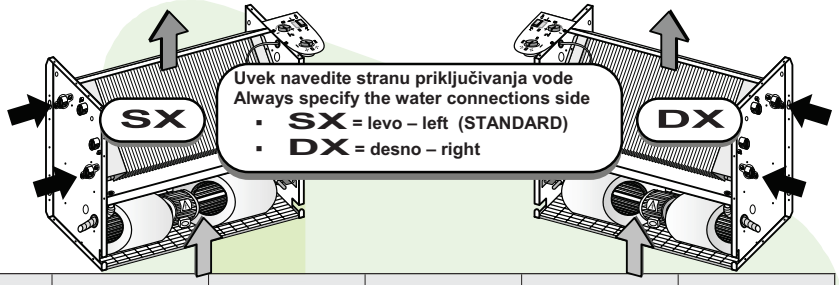

Uvek navedite stranu priključivanja vode
Always specify the water connections side
- **SX** = levo – left (STANDARD)
- **DX** = desno – right

Merne jedinice - Size			FC 14	FC 34	FC 54	FC 74	FC 94	FC 114
Totalni kapacitet	hlađenja - Total	W	1.530	2.590	3.840	5.660	7.720	9.840
Cooling capacity	Osetljivost - Sensible	W	1.320	2.130	3.150	4.710	6.600	8.410
Grejni kapacitet	Heating capacity	W	1.790	3.010	4.280	6.370	8.440	10.260
Protok vazduha	Air flow	m^3/h	360	447	665	1.003	1.472	1.962
Nivo buke	Sound level (Min-Med-Max)	dB(A)	28-34-38	29 - 35 - 40	30 - 36 - 42	32 - 38 - 43	37 - 44 - 49	38 - 45 - 50

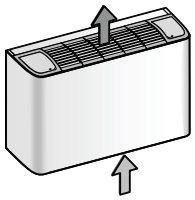

VM1

Vertikalna zidna verzija (osnovno kućište)
vertical wall version (basic cabinet)

	Mod.	FC 14 VM1	FC 34 VM1	FC 54 VM1	FC 74 VM1	FC 94 VM1	FC 114 VM1
	Kod.	080014001	080034001	080054001	080074001	080094001	080114001
	Euro						
D	mm	670	870	1.070	1.270	1.470	1.670
V	mm	470	470	470	470	470	470
Š	mm	220	220	220	220	220	220
Neto težina – Net weight	kg	14,3	17,5	23,8	27,9	32,0	38,0

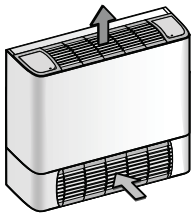

VM2

Vertikalna podna verzija (kućište sa usisom vazduha sa strane podrške za nogare + rešetka)
vertical floor version (cabinet with air intake feet support+grill)

	Mod.	FC 14 VM2	FC 34 VM2	FC 54 VM2	FC 74 VM2	FC 94 VM2	FC 114 VM2
	Kod.	080014002	080034002	080054002	080074002	080094002	080114002
	Euro						
D	mm	670	870	1.070	1.270	1.470	1.670
V	mm	625	625	625	625	625	625
Š	mm	220	220	220	220	220	220
Neto težina – Net weight	kg	15,8	19,3	25,9	30,3	34,7	41,0

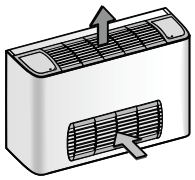

VM3

Vertikalna podna verzija (kućište sa frontalnom rešetkom za usis vazduha)
vertical floor version (cabinet with front air intake grill)

	Mod.	FC 14 VM3	FC 34 VM3	FC 54 VM3	FC 74 VM3	FC 94 VM3	FC 114 VM3
	Kod.	080014003	080034003	080054003	080074003	080094003	080114003
	Euro						
D	mm	670	870	1.070	1.270	1.470	1.670
V	mm	470	470	470	470	470	470
Š	mm	220	220	220	220	220	220
Neto težina – Net weight	kg	14,6	18,0	24,5	28,8	33,1	39,3

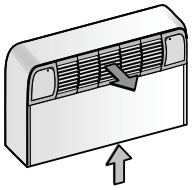

VM4

Vertikalna zidna verzija (kućište sa frontalnom rešetkom za snabdevanje vazduhom)
vertical wall version (cabinet with front air supply grill)

	Mod.	FC 14 VM4	FC 34 VM4	FC 54 VM4	FC 74 VM4	FC 94 VM4	FC 114 VM4
	Kod.	080014004	080034004	080054004	080074004	080094004	080114004
	Euro						
D	mm	670	870	1.070	1.270	1.470	1.670
V	mm	465	465	465	465	465	465
Š	mm	230	230	230	230	230	230
Neto težina – Net weight	kg	14,7	18,1	24,6	28,9	33,2	39,4

Beleška: Kod ove verzije, uzimajući u obzir redukciju performansi od 15%(prouzrokovana parcijalnom recirkulacijom vazduha)
Note: In this version, considered a performances reduction of about 15% (due to a partial treated air ricirculation)

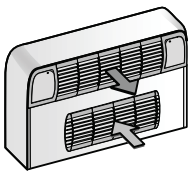

VM5

Vertikalna podna verzija (kućište sa frontalnom rešetkom za usis i snabdevanje vazduhom)
vertical floor version (cabinet with front air intake and supply grills)

	Mod.	FC 14 VM5	FC 34 VM5	FC 54 VM5	FC 74 VM5	FC 94 VM5	FC 114 VM5
	Kod.	080014005	080034005	080054005	080074005	080094005	080114005
	Euro						
D	mm	670	870	1.070	1.270	1.470	1.670
V	V	465	465	465	465	465	465
Š	Š	230	230	230	230	230	230
Neto težina – Net weight	kg	15,0	18,6	25,3	29,8	34,3	40,7

Beleška: Kod ove verzije, uzimajući u obzir redukciju performansi od 30%(prouzrokovana parcijalnom recirkulacijom vazduha)
Note: In this version, considered a performances reduction of about 30% (due to a partial treated air ricirculation)

L = dužina – length ; **H** =visina – height ; **S** = širina – depth

2 Coil-a (4- cevni sistem)
Coils (4-pipe system)

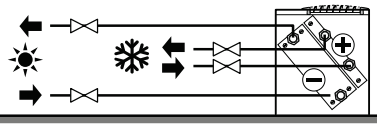



Uvek navedite stranu priključivanja vode
Always specify the water connections side
- **SX** = levo – left (STANDARD)
- **DX** = desno – right

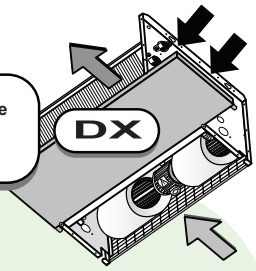

Merne jedinice - Size			FC 14	FC 34	FC 54	FC 74	FC 94	FC 114
Totalni kapacitet	hlađenja - Total	W	1.530	2.590	3.840	5.660	7.720	9.840
Cooling capacity	Osetljivost - Sensible	W	1.320	2.130	3.150	4.710	6.600	8.410
Grejni kapacitet	Heating capacity	W	1.790	3.010	4.280	6.370	8.440	10.260
Protok vazduha	Air flow	m^3/h	360	447	665	1.003	1.472	1.962
Nivo buke	Sound level (Min-Med-Max)	dB(A)	28-34-38	29 - 35 - 40	30 - 36 - 42	32 - 38 - 43	37 - 44 - 49	38 - 45 - 50

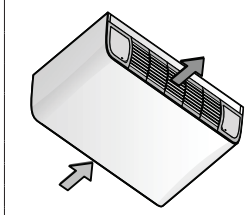

OM1 Horizontalna plafonska verzija (osnovno kućište)
horizontal ceiling version (basic cabinet)

	Mod.	FC 14 OM1	FC 34 OM1	FC 54 OM1	FC 74 OM1	FC 94 OM1	FC 114 OM1
	Kod.	080014011	080034011	080054011	080074011	080094011	080114011
	Euro						
D	mm	670	870	1.070	1.270	1.470	1.670
V	mm	470	470	470	470	470	470
Š	mm	220	220	220	220	220	220
Neto težina – Net weight	kg	15,5	19,1	25,8	30,3	34,8	41,2

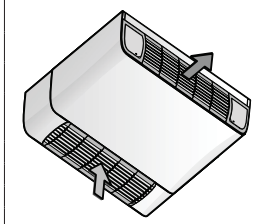

OM2 Horizontalna plafonska verzija (kućište sa usisom vazduha sa strane podrške za nogare + rešetka)
horizontal ceiling version (cabinet with air intake feet support+grill)

	Mod.	FC 14 OM2	FC 34 OM2	FC 54 OM2	FC 74 OM2	FC 94 OM2	FC 114 OM2
	kod.	080014012	080034012	080054012	080074012	080094012	080114012
	Euro						
D	mm	670	870	1.070	1.270	1.470	1.670
V	mm	625	625	625	625	625	625
Š	mm	220	220	220	220	220	220
Neto težina – Net weight	kg	17,0	20,9	27,9	32,7	37,5	44,2

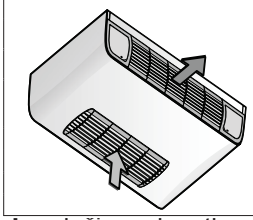

OM3 Horizontalna plafonska verzija (kućište sa frontalnom rešetkom za usis vazduha)
horizontal ceiling version (cabinet with front air intake grill)

	Mod.	FC 14 OM3	FC 34 OM3	FC 54 OM3	FC 74 OM3	FC 94 OM3	FC 114 OM3
	Kod.	080014013	080034013	080054013	080074013	080094013	080114013
	Euro						
D	mm	670	870	1.070	1.270	1.470	1.670
V	mm	470	470	470	470	470	470
Š	mm	220	220	220	220	220	220
Neto težina – Net weight	kg	15,8	19,6	26,5	31,2	35,9	42,5

L = dužina – length ; **H** = visina – height ; **S** = širina – depth

Beleška: Za horizontalne verzije sa kućištem preporučujemo da ne potcenjujete neugodnost kod toplovazdušno uslovljenog zimskog grejanja
Da bi izbegli date neželjene smetnje preporučujemo:
- Odabrati jedinice koji odgovaraju tehničkim zahtevima.
- Snabdevati uređaj sa vodom niske temperature, da bi spoljašnja temperatura vazduha bila što je moguće niža.
- Ukoliko je više uređaja ugrađeno u istu prostoriju, uverite se da isti budu građeni na mesta da bi postojala odgovarajuća kružna cirkulacija vazduha.
- Ukoliko je moguće, uređaj postaviti na mesto gde je isti u mogućnosti da datim vazduhom opkružuje frontalni zid .U ovom slučaju će se protok vazduha spustiti na potrebne niže nivoe.
- Ukoliko je potrebno, modifikujte električne konektore, priključujući 3 ventilatora veće brzine.
- Postavite uređaj što je niže moguće, izbegavajući montaže više od 3m.
- Na zahtev, naša tehnička podrška će Vam obezbediti dodatne informacije, npr. Povećanje ispustnog otvora za vazduh itd.....

Note: For horizontal versions with cabinet we recommend do not underestimate the hot air stratification inconvenience in winter heating.
In order to avoid this unwished inconvenience, we suggest:
- To choose oversized units in comparison with the real requirements.
- Supply the units with low water temperature, so that the air outlet temperature is as lower as possible.
- If several units are installed in the same room, place the units in order to make the air flow crossing.
- Where possible, install the units so that hot treated air is investing the front wall. In this way the air flow will necessarily go to lower levels.
- If necessary, modify the electrical wiring connections, connecting the 3 fan higher speeds.
- Install the unit as lower as possible, avoiding installations higher than 3 meters.
- On request, our technical department will provide additional information, for example the way to increase the air flow outlet, etc…

ZA SVE VERZIJE: ELEKTRIČNI UREĐAJI SPADAJU U DODATNU OPREMU (OBAVEZNO !)

Preporučena oprema:
- **Terminalna – kontrolna tabla + Daljinski upravljač (vidi sekcije MRS + CR-ICD-HTR-HTN)**
- **Ili kontrolna tabla ugrađena u uređaj (vidi sekciju CB)**

FOR ALL VERSIONS: THE ELECTRICAL EQUIPMENT IS ADDITIONAL ACCESSORY (COMPULSORY !)

Recommended accessories:
- **Terminal board + Remote control (see MRS + CR-ICD-HTR-HTN sections)**
- **Or Control Panel installed inside the unit (see CB section)**

2 Coil-a (4- cevni sistem)
Coils (4-pipe system)

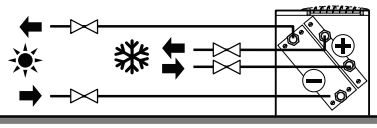

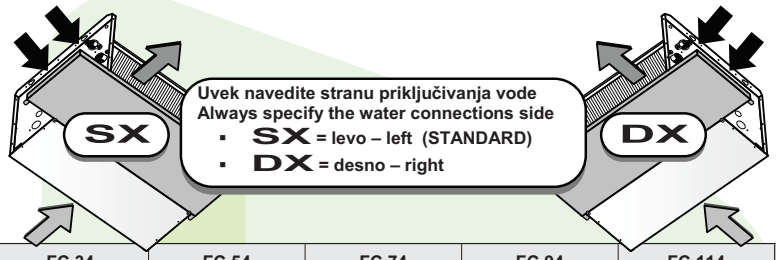

Uvek navedite stranu priključivanja vode
Always specify the water connections side
- **SX** = levo – left (STANDARD)
- **DX** = desno – right

Merne jedinice - Size			FC 14	FC 34	FC 54	FC 74	FC 94	FC 114
Totalni kapacitet	hlađenja - Total	W	1.530	2.590	3.840	5.660	7.720	9.840
Cooling capacity	Osetljivost - Sensible	W	1.320	2.130	3.150	4.710	6.600	8.410
Grejni kapacitet	Heating capacity	W	1.790	3.010	4.280	6.370	8.440	10.260
Protok vazduha	Air flow	m^3/h	360	447	665	1.003	1.472	1.962
Nivo buke	Sound level (Min-Med-Max)	dB(A)	28 - 34 - 38	29 - 35 - 40	30 - 36 - 42	32 - 38 - 43	37 - 44 - 49	38 - 45 - 50

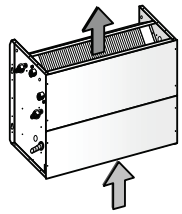

IV1 Vertikalna ugradna verzija (osnovno; bez kućišta)
vertical concealed version (basic; without cabinet)

	Mod.	FC 14 IV1	FC 34 IV1	FC 54 IV1	FC 74 IV1	FC 94 IV1	FC 114 IV1
	Kod.	080014031	080034031	080054031	080074031	080094031	080114031
	Euro						
D	mm	450	650	850	1.050	1.250	1.450
V	mm	450	450	450	450	450	450
Š	mm	215	215	215	215	215	215
Neto težina – Net weight kg		11,5	14,6	20,8	24,8	28,8	34,7

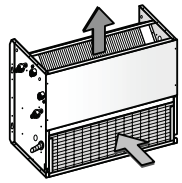

IV2 Vertikalna ugradna verzija (frontalni usis vazduha ; bez kućišta)
vertical concealed version (front air intake; without cabinet)

	Mod.	FC 14 IV2	FC 34 IV2	FC 54 IV2	FC 74 IV2	FC 94 IV2	FC 114 IV2
	Kod.	080014032	080034032	080054032	080074032	080094032	080114032
	Euro						
D	mm	450	650	850	1.050	1.250	1.450
V	mm	450	450	450	450	450	450
Š	mm	215	215	215	215	215	215
Neto težina – Net weight kg		11,4	14,5	20,7	24,6	28,6	34,5

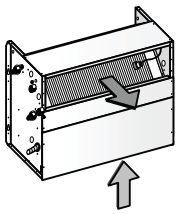

IV3 Vertikalna ugradna verzija (frontalno snabdevanje vazduha ; bez kućišta)
vertical concealed version (front air supply; without cabinet)

	Mod.	FC 14 IV3	FC 34 IV3	FC 54 IV3	FC 74 IV3	FC 94 IV3	FC 114 IV3
	Kod.	080014033	080034033	080054033	080074033	080094033	080114033
	Euro						
D	mm	450	650	850	1.050	1.250	1.450
V	mm	450	450	450	450	450	450
Š	mm	215	215	215	215	215	215
Neto težina – Net weight kg		11,9	15,2	21,6	25,8	30,0	36,1

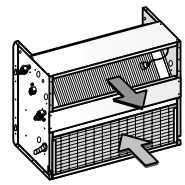

IV4 Vertikalna ugradna verzija (frontalno snabdevanje i usis vazduha ; bez kućišta)
vertical concealed version (front air intake and supply; without cabinet)

	Mod.	FC 14 IV4	FC 34 IV4	FC 54 IV4	FC 74 IV4	FC 94 IV4	FC 114 IV4
	Kod.	080014034	080034034	080054034	080074034	080094034	080114034
	Euro						
D	mm	450	650	850	1.050	1.250	1.450
V	mm	450	450	450	450	450	450
Š	mm	215	215	215	215	215	215
Neto težina – Net weight kg		11,8	15,1	21,5	25,6	29,8	35,9

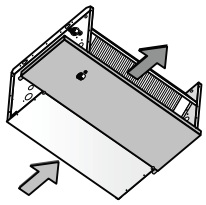

IO1 Horizontalna ugradna verzija (osnovno ; bez kućišta)
horizontal concealed version (basic; without cabinet)

	Mod.	FC 14 IO1	FC 34 IO1	FC 54 IO1	FC 74 IO1	FC 94 IO1	FC 114 IO1
	Kod.	080014041	080034041	080054041	080074041	080094041	080114041
	Euro						
D	mm	545	745	945	1.145	1.345	1.545
V	mm	450	450	450	450	450	450
Š	mm	215	215	215	215	215	215
Neto težina – Net weightkg		11,9	15,0	21,2	25,2	29,2	35,1

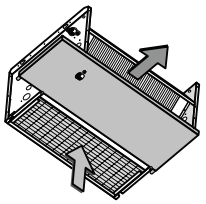

IO2 Horizontalna ugradna verzija (frontalnan usis vazduha ; bez kućišta)
horizontal concealed version (front air intake; without cabinet)

	Mod.	FC 14 IO2	FC 34 IO2	FC 54 IO2	FC 74 IO2	FC 94 IO2	FC 114 IO2
	Kod.	080014042	080034042	080054042	080074042	080094042	080114042
	Euro						
D	mm	545	745	945	1.145	1.345	1.545
V	mm	450	450	450	450	450	450
Š	mm	215	215	215	215	215	215
Neto težina – Net weightkg		11,8	14,9	21,1	25,0	29,0	34,9

L = dužina – length ; **H** = visina – height ; **S** = širina – depth

FC Kanalska verzija sa panelom ; 2 coil-a (4- cevni sistem)
Concealed with panel FC ; 2 coils (4-pipe system)

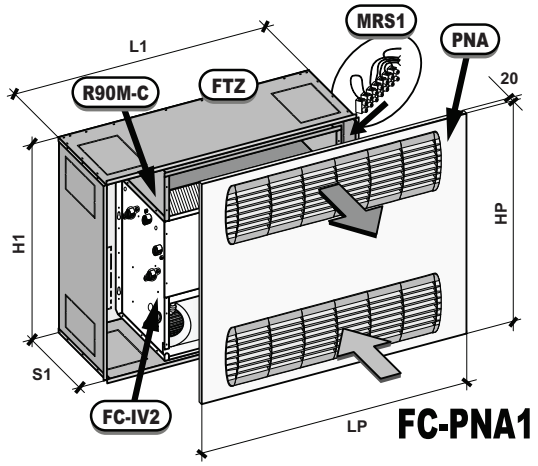

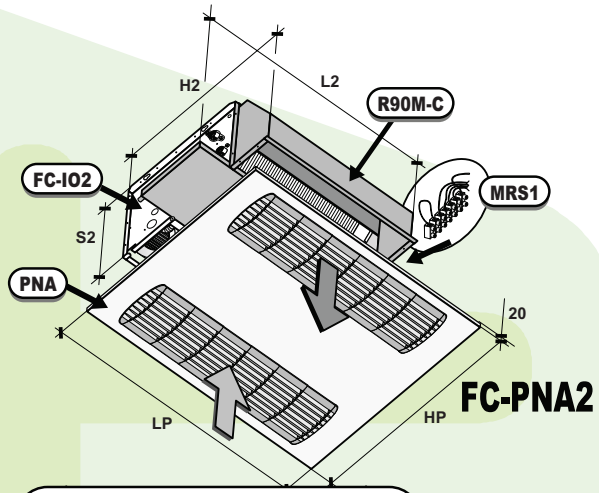

2 **Coil-a (4- cevni sistem)**
Coils (4-pipe system)

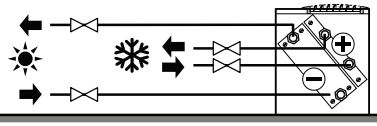

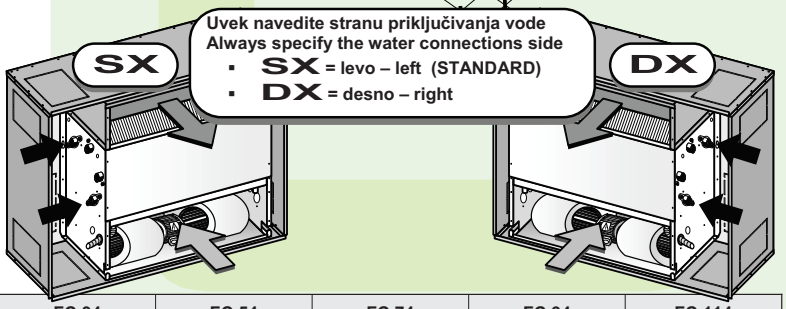

Uvek navedite stranu priključivanja vode
Always specify the water connections side
- **SX** = levo – left (STANDARD)
- **DX** = desno – right

Merne jedinice - Size			FC 14	FC 34	FC 54	FC 74	FC 94	FC 114
Totalni kapacitet	hlađenja - Total	W	1.530	2.590	3.840	5.660	7.720	9.840
Cooling capacity	Osetljivost - Sensible	W	1.320	2.130	3.150	4.710	6.600	8.410
Grejni kapacitet	Heating capacity	W	1.790	3.010	4.280	6.370	8.440	10.260
Protok vazduha	Air flow	m^3/h	360	447	665	1.003	1.472	1.962
Nivo buke	Sound level (Min-Med-Max)	dB(A)	28 - 34 - 38	29 - 35 - 40	30 - 36 - 42	32 - 38 - 43	37 - 44 - 49	38 - 45 - 50

Vertikalna ugradna verzija sa lažnim ramom i z aštitnim panelom (ugradnja u zidno udubljenje)
Vertical concealed version with false frame and covering panel (for wall niche installation)

FC-PNA1								
		Mod.	FC 14 PNA1	FC 34 PNA1	FC 54 PNA1	FC74 PNA1	FC 94 PNA1	FC 114 PNA1
		Kod.	080014008	080034008	080054008	080074008	080094008	080114008
		Euro						
	D1	mm	650	850	1.050	1.250	1.450	1.650
	V1	mm	620	620	620	620	620	620
	Š1	mm	235	235	235	235	235	235
	DP	mm	700	900	1.100	1.300	1.500	1.700
	VP	mm	670	670	670	670	670	670
	Neto težina – Net weight	kg	24,8	30,7	39,8	47,1	54,5	63,3

Komponente uređaja / Unit's components		
	FC-IV2	Vertikalni ugradni fan-coil (verzija "IV2") – Vertical concealed fan-coil ("IV2" version)
	FTZ	Lažni ram od galvanizovanog metala – False frame made of galvanized steel
	R90M-C	Izolovano snabdevanje vazduha plenum 90° – Insulated Air supply 90° plenum
	MRS 1	"Mamut" terminalna tabla (daljinski upravljač nije uključen) – "Mammoth" type terminal board (Remote control not included)
	PNA	Panel izrađen od metala ofarbanim belom bojom kao zaštitnim slojem (slično a RAL 9010) – Panel made of white (similar to RAL 9010) pre-painted steel

Horizontalna ugradna verzija sa zaštitnim panelom (za ugradnju u spušteni plafon)
Horizontal concealed version with covering panel (for false ceiling installation)

FC-PNA2								
		Mod.	FC 14 PNA2	FC 34 PNA2	FC 54 PNA2	FC74 PNA2	FC 94 PNA2	FC 114 PNA2
		Kod.	080014006	080034006	080054006	080074006	080094006	080114006
		Euro						
	D2	mm	545	745	945	1.145	1.345	1.545
	V2	mm	590	590	590	590	590	590
	Š2	mm	215	215	215	215	215	215
	DP	mm	700	900	1.100	1.300	1.500	1.700
	VP	mm	670	670	670	670	670	670
	Neto težina – Net weight	kg	17,7	22,1	29,7	35,5	41,3	48,6

Komponente uređaja / Unit's components		
	FC-IO2	Horizontalni ugradni fan-coil (verzija "IO2") – Horizontal concealed fan-coil ("IO2" version)
	R90M-C	Izolovano snabdevanje vazduha plenum 90° – Insulated Air supply 90° plenum
	MRS 1	"Mamut" terminalna tabla (daljinski upravljač nije uključen)–"Mammoth" type terminal board (Remote control not included)
	PNA	Panel izrađen od metala ofarbanim belom bojom kao zaštitnim slojem (slično a RAL 9010)) – Panel made of white (similar to RAL 9010) pre-painted steel

Preporučena oprema:
Daljinski upravljač (vidi sekciju CR-ICD-HTR-HTN)

Recommended accessories:
Remote control (see CR-ICD-HTR-HTN sections)

1 Coil (2-cevni sistem) Coil (2-pipe system)

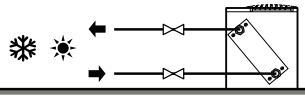

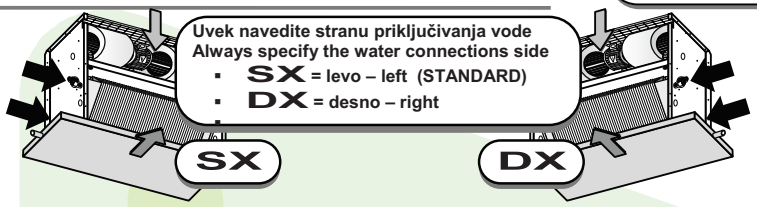

Merne jedinice - Size			FC 12	FC 22	FC 32	FC 42	FC 52	FC 62	FC72	FC 82	FC 92	FC 102	FC 112	FC 122
Totalni kapacitet	hlađenja - Total	W	1.500	2.000	2.530	3.020	3.750	4.250	5.520	6.420	7.530	9.020	9.600	10.710
Cooling capacity	Osetljivost - Sensible	W	1.290	1.620	2.070	2.380	3.080	3.440	4.600	5.200	6.430	7.300	8.200	8.740
Grejni kapacitet	Heating capacity	W	3.430	4.330	5.510	6.140	7.980	9.210	12.160	13.620	17.020	19.070	21.110	24.200
Protok vazduha	Air flow	m^3/h	350	360	435	447	647	665	975	1.003	1.431	1.472	1.908	1.962
Nivo buke	Sound level (Min-Med-Max)	dB(A)	28-34-38	28-34-38	29-35-40	29-35-40	30-36-42	30-36-42	32-38-43	32-38-43	37-44-49	37-44-49	38-45-50	38-45-50

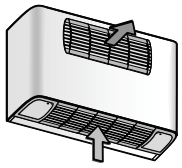

PS1

SPECIJALNA ZIDNA VERZIJA (Kućište sa donjim usisom i frontalnim snabdevanjem vazduha)
SPECIAL WALL VERSION (Cabinet with bottom air intake and front air supply)

Mod.		FC 12 PS1	FC 22 PS1	FC 32 PS1	FC 42 PS1	FC 52 PS1	FC 62 PS1	FC72 PS1	FC 82 PS1	FC 92 PS1	FC 102 PS1	FC 112 PS1	FC 122 PS1
Kod.		080012021	080022021	080032021	080042021	080052021	080062021	080072021	080082021	080092021	080102021	080112021	080122021
Euro													
D	mm	670	670	870	870	1.070	1.070	1.270	1.270	1.470	1.470	1.670	1.670
V	mm	470	470	470	470	470	470	470	470	470	470	470	470
Š	mm	220	220	220	220	220	220	220	220	220	220	220	220
Neto težina – Net weight	kg	15,2	15,7	18,7	19,5	25,4	26,4	29,5	31,0	34,1	35,6	38,7	42,2

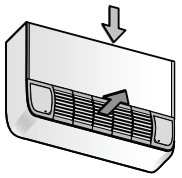

PS2

SPECIJALNA ZIDNA VERZIJA (Kućište sa usisom sa gornje strane i frontalnim snabdevanjem vazduha)
SPECIAL WALL VERSION (Cabinet with top air intake and front air supply)

Mod.		FC 12 PS2	FC 22 PS2	FC 32 PS2	FC 42 PS2	FC 52 PS2	FC 62 PS2	FC72 PS2	FC 82 PS2	FC 92 PS2	FC 102 PS2	FC 112 PS2	FC 122 PS2
Kod.		080012022	080022022	080032022	080042022	080052022	080062022	080072022	080082022	080092022	080102022	080112022	080122022
Euro													
D	mm	670	670	870	870	1.070	1.070	1.270	1.270	1.470	1.470	1.670	1.670
V	mm	465	465	465	465	465	465	465	465	465	465	465	465
Š	mm	230	230	230	230	230	230	230	230	230	230	230	230
Neto težina – Net weight	kg	14,9	15,4	18,4	19,2	25,1	26,1	29,2	30,7	33,8	35,3	38,4	41,9

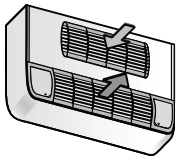

PS3

SPECIJALNA ZIDNA VERZIJA (Kućište sa frontalnim usisom i snabdevanjem vazduha)
SPECIAL WALL VERSION (Cabinet with front air intake and air supply)

Mod.		FC 12 PS3	FC 22 PS3	FC 32 PS3	FC 42 PS3	FC 52 PS3	FC 62 PS3	FC72 PS3	FC 82 PS3	FC 92 PS3	FC 102 PS3	FC 112 PS3	FC 122 PS3
kod.		080012023	080022023	080032023	080042023	080052023	080062023	080072023	080082023	080092023	080102023	080112023	080122023
Euro													
D	mm	670	670	870	870	1.070	1.070	1.270	1.270	1.470	1.470	1.670	1.670
V	mm	465	465	465	465	465	465	465	465	465	465	465	465
Š	mm	230	230	230	230	230	230	230	230	230	230	230	230
Neto težina – Net weight	kg	16,6	17,1	20,7	21,5	28,0	29,0	32,7	34,2	37,9	39,4	43,1	46,6

2 Coil-a (4-cevni sistem) Coils (4-pipe system)

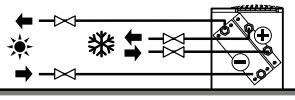

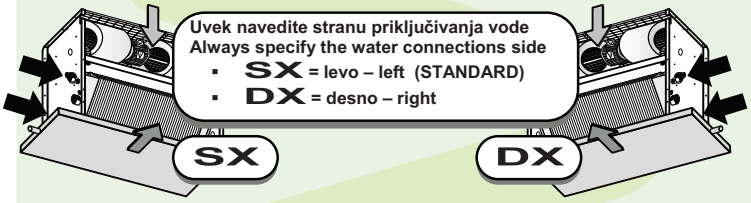

Grandezza - Size			FC 14	FC 34	FC 54	FC 74	FC 94	FC 114
Totalni kapacitet	hlađenja - Total	W	1.530	2.590	3.840	5.660	7.720	9.840
Cooling capacity	Osetljivost - Sensible	W	1.320	2.130	3.150	4.710	6.600	8.410
Grejni kapacitet	Heating capacity	W	1.790	3.010	4.280	6.370	8.440	10.260
Protok vazduha	Air flow	m^3/h	360	447	665	1.003	1.472	1.962
Nivo buke	Sound level (Min-Med-Max)	dB(A)	28 - 34 - 38	29 - 35 - 40	30 - 36 - 42	32 - 38 - 43	37 - 44 - 49	38 - 45 - 50

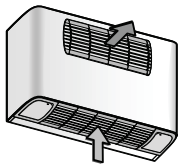

PS1

SPECIJALNA ZIDNA VERZIJA (Kućište sa donjim usisom i frontalnim snabdevanjem vazduha)
SPECIAL WALL VERSION (Cabinet with bottom air intake and front air supply)

Mod.		FC 14 PS1	FC 34 PS1	FC 54 PS1	FC 74 PS1	FC 94 PS1	FC 114 PS1
Kod.		080014021	080034021	080054021	080074021	080094021	080114021
Euro							
D	mm	670	870	1.070	1.270	1.470	1.670
V	mm	470	470	470	470	470	470
Š	mm	220	220	220	220	220	220
Neto težina – Net weight	kg	16,0	19,8	26,7	31,4	36,1	42,7

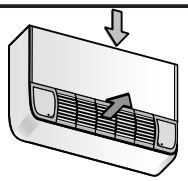

PS2

SPECIJALNA ZIDNA VERZIJA (Kućište sa usisom sa gornje strane i frontalnim snabdevanjem vazduha)
SPECIAL WALL VERSION (Cabinet with top air intake and front air supply)

Mod.		FC 14 PS2	FC 34 PS2	FC 54 PS2	FC 74 PS2	FC 94 PS2	FC 114 PS2
Kod.		080014022	080034022	080054022	080074022	080094022	080114022
Euro							
D	mm	670	870	1.070	1.270	1.470	1.670
V	mm	465	465	465	465	465	465
Š	mm	230	230	230	230	230	230
Neto težina – Net weight	kg	15,7	19,5	26,4	31,1	35,8	42,4

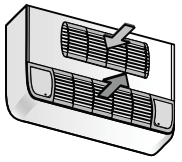

PS3

SPECIJALNA ZIDNA VERZIJA (Kućište sa frontalnim usisom i snabdevanjem vazduha)
SPECIAL WALL VERSION (Cabinet with front air intake and air supply)

Mod.		FC 14 PS3	FC 34 PS3	FC 54 PS3	FC 74 PS3	FC 94 PS3	FC 114 PS3
Kod.		080014023	080034023	080054023	080074023	080094023	080114023
Euro							
D	mm	670	870	1.070	1.270	1.470	1.670
V	mm	465	465	465	465	465	465
Š	mm	230	230	230	230	230	230
Neto težina – Net weight	kg	17,4	21,8	29,3	34,6	39,9	47,1

L = dužina – length ; **H** = visina – height ; **S** = širina – depth

Naša kompanija ne proizvodi samo standardne uređaje, već verzije i solucije bazirane na zahtevu klijenta.
Zahvaljujući aktivnoj kooperaciji sa klijentima i detaljnom analizom zahteva od strane istih, posedujemo veliko iskustvo u proizvodnji specijalnih verzija datih uređaja.
Često realizujemo solucije specijalno dizajnirane u skladu sa klijentovim zahtevima, u cilju zadovoljenja kompletne instalacije.
Prikazaćemo Vam nekoliko primera koji se odnose na verzije sa naznakom "na zahtev klijenta", te Vas potsećamo da u svakom slučaju možemo obezbediti sekciju usisa/snabdevanja vazduhom bilo koje vrste (cirkularno,pravougaono,četvrtasto, sa ili bez rešetke, itd...)

Our company is not manufacturing only standard units, but also versions and solution based on the client requests.
Thanks to the active cooperation with our clients and to the careful analysis of the requests, we have acquired a significant experience in the manufacturing of special versions.
We have often realised solutions specifically designed according with the clients request, able to satisfy the needs of any installation site.
We give hereby few examples of the "on request" solutions, anyway reminding you that we can provide any air intake/supply section (circular, rectangular, square, with or without louver, etc…)

Uređaj sa kanalom za vazduh sa strane
Npr. da mešaju primarni vazduh (dolazi od strane uređaja za obradu vazduha) pa kroz Fan-coil..

Unit with side air duct
ex. to diffuse primary air (coming from an air handling unit) trough the fan-coil.

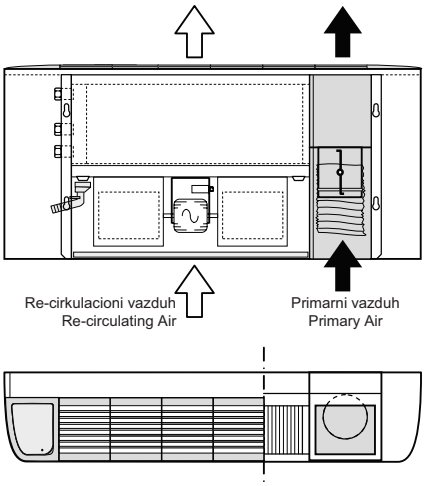

Uređaj sa usisom vazduha sa zadnje strane
Npr. Samo za eksterni tretman vazduha koji ulazi (do 100. %),, ili za usis vazduha koji dolazi iz susedne sobe.

Unit with back air intake
ex. only for external incoming air treatment (to 100%), or air intake coming from next room.

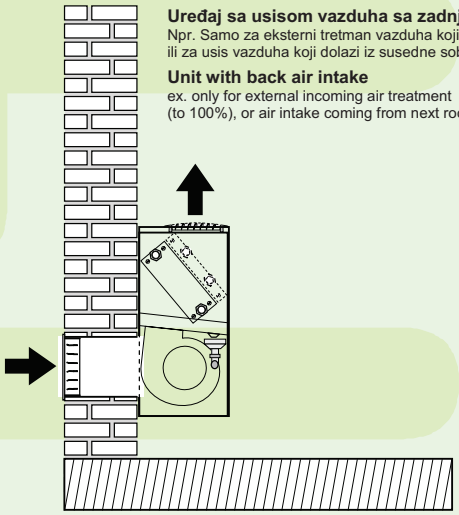

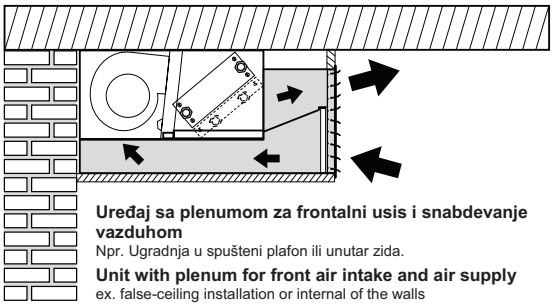

Uređaj sa plenumom za frontalni usis i snabdevanje vazduhom
Npr. Ugradnja u spušteni plafon ili unutar zida.

Unit with plenum for front air intake and air supply
ex. false-ceiling installation or internal of the walls

Uređaj sa usisom vazduha sa strane
Npr. Za horizontalne ugradne jedinice sa ograničenim prostorom i zahtevom za kanalski usis vazduha.

Unit with side air intake
ex. for horizontal concealed units with limited back space and requiring ducted air intake.

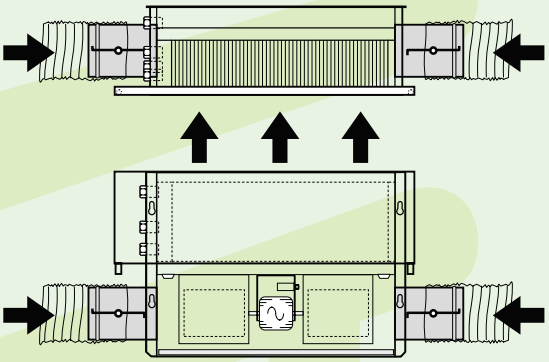

Uređaj sa suprotnim usisom i snabdevanjem vazduha u odnosu na standardne verzije
Npr. Za ispod ponu instalaciju

Unit with opposite standard air intake and air supply
ex. under floor installation.

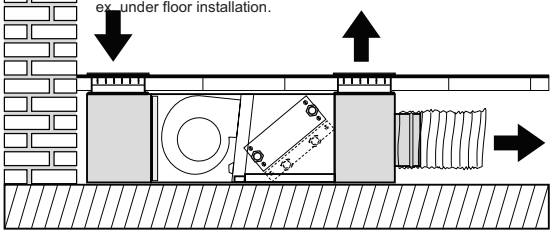

... i mnoga druga rešenja ...

Nemojte se ustručavati da nas kontaktirate : Dostupni smo da Vam realizujemo sve solucije u skladu sa vašim željama i zahtevima.

... and many other solutions ...

Do not hesitate to contact us: we are available to realise any solution according with your specific needs.

ELEKTRIČNI UREĐAJI SPADAJU U DODATNU OPREMU/OBAVEZNO
Izaberite između:
- **Terminalna – kontrolna tabla + Daljinski upravljač (vidi sekciju MRS + CR-ICD-HTR-HTN**
- **Ili kontrolna tabla ugrađena u uređaj (vidi sekciju CB)**

THE ELECTRICAL EQUIPMENT IS ADDITIONAL ACCESSORY/COMPULSORY
Choose between:
- **Terminal board + Remote control (see MRS + CR-ICD-HTR-HTN sections)**
- **Or Control Panel installed inside the unit (see CB section)**

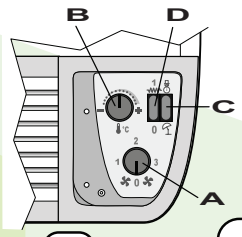

A = Prekidač OFF/3(6)
OFF/3(6)-speed switch

B = Termostat
Room thermostat

C = Prekidač Leto/Zima
Summer/Winter switch

D = ON/OFF prekidač električnog grejača
ON/OFF electrical heater switch

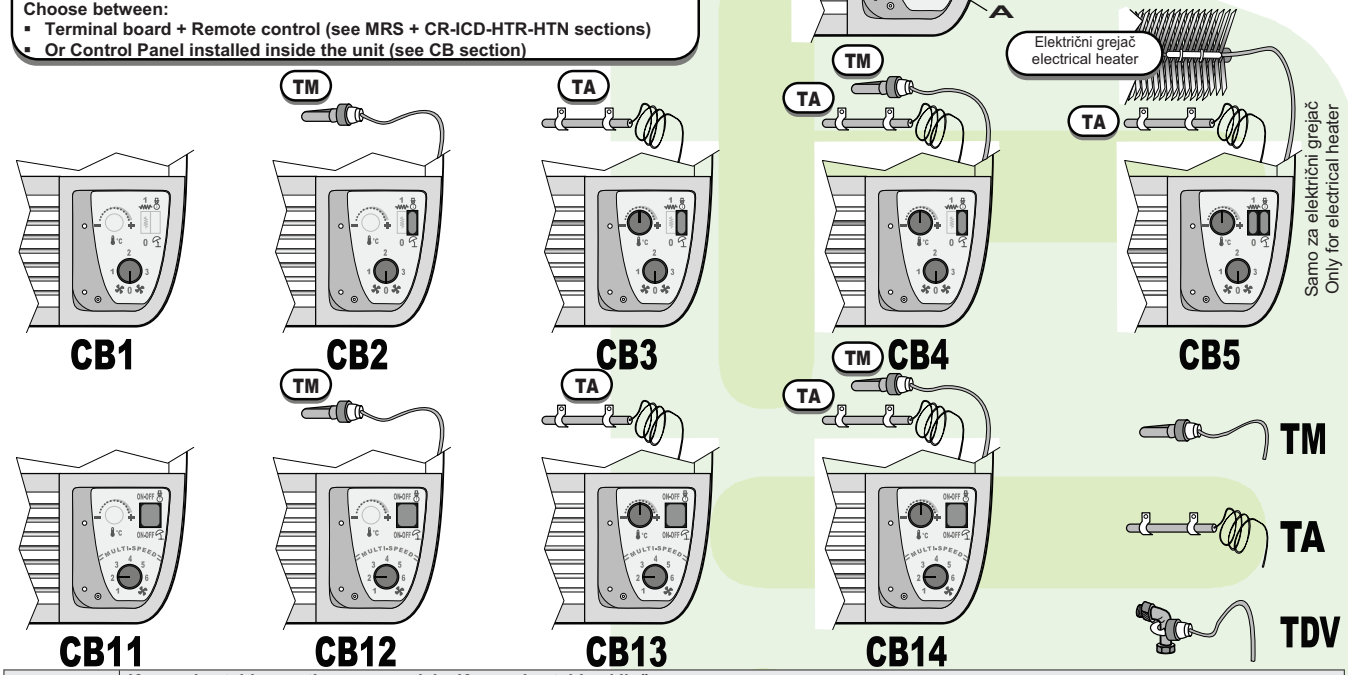

Mod.	Komandna tabla montirana na uređaj – Komandna tabla uključena: Control panels supplied mounted on the unit - Control panel including:	kod.	Euro
3 brzine - 3 speeds			
CB 1	Prekidač“OFF/3” “OFF/3-speed” switch	089901001	
CB 2	Prekidač “OFF/3” + Prekidač Zima/Leto + Termostat za nisku temperaturu vode“TM” (podešavanje TM-a = 38°C) “OFF/3-speed” switch + “Winter/Summer” switch + Water low temperature thermostat “TM” (TM setting = 38°C)	089901002	
CB 3	Prekidač “OFF/3” + Prekidač Zima/Leto” + Sobni termostat “TA” (regulacija 0-40°C) “OFF/3-speed” switch + “Winter/Summer” switch + Bulb room thermostat “TA” (setting range 0-40°C)	089901003	
CB 4	Prekidač “OFF/3 ” + Prekidač Zima/Leto + Termostat za nisku temperaturu vode“TM” + Sobni termostat “TA” “OFF/3-speed” switch + “Winter/Summer” switch + Water low temperature thermostat “TM” + Bulb room thermostat “TA”	089901004	
CB 5	Prekidač “OFF/3” + Prekidač Zima/Leto” + Sobni termostat “TA” + ON/OFF prekidač električnog grejača “OFF/3-speed” switch + “Winter/Summer” switch + Bulb room thermostat “TA” + “ON/OFF electrical heater” switch	089901005	
6 brzina - 6 speeds (MULTI-SPEED)			
CB 11	Prekidač “6 brzina” + Prekidač Zima/Leto “6-speed” switch + “OFF/Winter/Summer” switch	089901011	
CB 12	Prekidač “6 brzina” + Prekidač Zima/Leto” + Termostat za nisku temperaturu vode“TM” (podešavanje TM-a = 38°C) “6-speed” switch + “OFF/Winter/Summer” switch + Water low temperature thermostat “TM” (TM setting = 38°C)	089901012	
CB 13	Prekidač “6 brzina” + Prekidač Zima/Leto” + Sobni termostat “TA” (regulacija 0-40°C) “6-speed” switch + “OFF/Winter/Summer” switch + Bulb room thermostat “TA” (setting range 0-40°C)	089901013	
CB 14	Prekidač “6 brzina” + Prekidač Zima/Leto” + Termostat za nisku temperaturu vode“TM” + Sobni termostat “TA” “6-speed” switch + “OFF/Winter/Summer” switch + Water low temperature thermostat “TM” + Bulb room thermostat “TA”	089901014	
Automatski termostat Leto/Zima (ugrađeni) – Automatic Summer/Winter Thermostat (mounted)			
TDV	Automatski Zima/Leto komutacioni termostat “TDV” (samo za 2-cevne sisteme) (Funkcionisanje “TDV” termostata: meri unutrašnju temp. vode : sa temp. vode . > 25°C Zima, sa temperaturom . > 15°C Leto). Automatic “Winter/Summer” commutation thermostat “TDV” (only for 2-pipe system) (“TDV” thermostat operating: measures the entering water temperature ; with water temp. > 25°C Winter ; With temp. < 15°C Summer).	089902004	

Svi kontrolni paneli CB1/.../CB14 u stanju su da kontrolišu 1 ili 2 elektro voda 230V on/off – Na zahtev kontrolni panel CB1/.../CB14 može da se realizuje sa centralisanjem Leto/Zima prekidača(bez dodatne naplate).

All control panels CB1/…/CB14 are able to control 1 or 2 x 230V on/off electro-valves – On request the control panels CB1/.../CB14 can be realised with centralised Summer/Winter change-over (without extra price).

Ukoliko je klijentu potrebna ugradnja termostata u komandnu tablu koji ranije nije naručen , moguća je posebna narudžbina istog.
Termostatska garnitura sadrži : Termostat, instalacione kablove, uputstvo za montažu, sve potrebne prekidače i svu potrebnu opremu neophodnu za funkcionisanje komandne table.
Beleška: Uvek naznačite u narudžbini o kojoj komandnoj tabli se radi.

If the client needs to install a thermostat on the control panel which was not previously foreseen/requested, it is possible to singularly order the thermostat.
The thermostat kit includes: the thermostat, the electrical cables, the assembling instructions, possible switches and all necessary control panel assembling accessories.
Note: Always specify in the order which is the existing control panel.

Termostati (povezani – neugrađeni) – Thermostats supplied not mounted			
TM	Termostat za nisku temperaturu vode“TM” (podešavanje TM = 38°C) Water low temperature thermostat “TM” (TM setting = 38°C)	089902001	
TA	Sobni termostat “TA” + prekidač za podešavanje temperature (regulacija 0-40°C) Bulb room thermostat “TA” + Temperature adjusting knob (setting range 0-40°C)	089902002	
TA+TM	Sobni termostat “TA” + Manopola di regolazione temperatura + Termostat za nisku temperaturu vode“TM” Bulb room thermostat “TA” + prekidač za podešavanje temperature + Water low temperature thermostat “TM”	089902003	

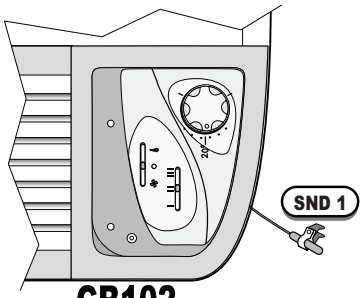

CB102

ELEKTRONSKA KOMANDNA TABLA
ELECTRONIC CONTROL PANEL



CB111

MULTI FUNKCIONALNA KOMANDNA TABLA – VIS. TEHNOLOGIJA
MULTI-FUNCTIONS CONTROL PANEL – HIGH TECH

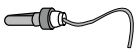

TM

SND2

Mod.	Komandna tabla montirana na uređaj – Komandna tabla uključena: Control panels supplied mounted on the unit - Control panel including:	kod.	Euro
ELEKTRONIKA - ELECTRONIC			
CB 102	Elektronska komandna tabla sa Prekidačem/Leto/Zima + 3 brzine + Sobni termostat + Senzor temperature vazduha "SND1" Electronic control panel with OFF/Summer/Winter + 3 speed + Room thermostat + Air temperature sensor "SND1" **Klasa električnog spoja – Contact rating: 5A (230V)**	089901102	
TM	Termostat za nisku temperaturu vode"TM" (podešavanje TM-a = 38°C) Water low temperature thermostat "TM" (TM setting = 38°C)	089902001	

- Komandna tabla CB102 se može opremiti sa "TM" termostatom (ne isporučuje se zajedno sa CB 102). CB 102 je pogodan za kontrolu 2 i 4 – cevna sistema.
- CB 102 je pogodan za kontrolu: 3-brzinskih jedinica bez prekidača, - 3 brzinskih jedinica + 1 ON/OFF 230V prekidač, - 3 brzinskih jedinica + 2 ON/OFF 230V prekidač,- 3 brzinskih jedinica + 1 električni grejač, - 3 brzinskih jedinica + 1 ON/OFF 230V prekidač + 1 električni grejač.
- Moguća je i posebna električna šema kablova : Motor + prekidač kontrolisan od strane termostata ; Prekidač (samo) kontrolisan od strane termostata, sa motorom kontinualnog rada, itd,itd..

- The control panel CB102 can be accessorised with the "TM" (accessory not included with CB102). The control panel CB102 is suitable to control 2 and 4 pipes system units.
- The CB102 is suitable to control: "3-speed unit without valves" - "3-speed unit + 1 ON/OFF 230V electrovalve" - "3-speed unit + 2 ON/OFF 230V electrovalves" - "3-speed unit + 1 Winter electrical heater" - "3-speed unit + 1 ON/OFF 230V Summer electrovalve + 1 Winter electrical heater".
- Possible different electrical wiring diagram: Motor + valves controlled by thermostat ; Valves (only) controlled by thermostat, with motor always running ; etc. etc.

MIKROPROCESOR/MULTIFUNKCIONALNI– MICROPROCESSOR/MULTI-FUNCTIONS			
CB 111	Multifunkcionalna mikroprocesorska komandna tabla + Senzor temperature vazduha "SND1" Pogodan za kompletnu kontrolu 2 i 4 –cevnih sistema – Mogućnost kompoletnog programiranja i rekonfigurisanja od strane korisnika u skladu sa sopstvenim željama. High Tech Multi-functions Micro-processor control panel + Air temperature sensor "SND1" Suitable for the full control of 2 and 4 pipe system – Totally programmable/re-configurable by the user according with his needs **Klasa el.spoja ventilatora – Fan Contact rating: 3A (230V) ; Klasa el. spoja ventila – Valves Contact rating: 1A**	089901111	
SND 2	Senzor temperature vode, sa kabelom L=1m (kompatibilan sa CB111), alternativa za "TM" termostat Water temperature sensor, with cable L=1m (compatible with CB111), alternative to "TM" thermostat	089905028	
TM	Termostat za nisku temperaturu vode"TM" (podešavanje TM-a = 38°C)), alternativa za "SND2" senzor Water low temperature thermostat "TM" (TM setting = 38°C), alternative to "SND2" sensor	089902001	

- Komandna tabla CB111 se može opremiti sa"SND2-om" (ne isporučuje se zajedno sa CB111). Zajedno sa "SND2-om"je moguće programirati automatsku komutaciju (samo za 2-cevne sisteme) ; u svim drugim aplikacijama "SND2" poseduje samo funkciju termostata za nisku temperaturu vode (nivo temperature se može podesiti sa CB111). "SND2" je montiran na sam uređaj i u ovom slučaju temperatura vode se prikazuje na displeju CB111.
- Komandna tabla CB111 se može opremiti sa "TM" termostatom (ne isporučuje se zajedno sa CB111). Kao alternativa "SND2" senzoru , "TM" termostat se može preporučitiSa "TM" termostatom , 2- cevnim sistemom, Leto/Zima komutacija se može podešavati samo manualno.
- Komandna tabla CB111 je pogodna za kompletnu kontrolu 2 i 4- cevnih sistema i uključuje :
  - ➔ **Korisnički interfejs:** Displej + Termostatni prekidač + Prekidač ON/OFF + Taster za brzinu min/med/max/auto + Meni taster za programiranje parametara uređaja i za displej TA/SET/TP/ECONOMY
  - ➔ **Osnovne funkcije: Upozorenje za prljav filter ; Funkcija economy/noćna manualna/centralna ; Funkcija vazdušne destratifikacije ; Controla 1 ili 2 stepena ; Podešavanje temperaturnog nivo-a, razlikuje se kako za grejanje tako i za hlađenje ; Kontakt prozora ; Leto/Zima komutacija Manualno/Automatski/ Centralna kontrola/ Neutralna zona (Neutralna zona samo u dva stepena) ; Manualna/automatska kontrola ventilatora, Naknadna ventilacija za uređaje sa el. grejačima ; Korekcija izmerene sobne temperature; itd,itd ...**
  - ➔ **CB111 je pogodan za kontrolu:** "-3 brzinskih jedinica bez stepenih , - 3 brzinskih jedinica + 1 ON/OFF 230V prekidač, - 3 brzinskih jedinica + 2 ON/OFF 230V prekidač,- 3 brzinskih jedinica + 1 električni grejač, - 3 brzinskih jedinica + 1 ON/OFF 230V prekidač + 1 električni grejač
  - ➔ **CB111 kontroliše:** 1 ili 2 stepena saON/OFF Elektrotermičkim pokretačem (230V & 24V) ; Proporcionalno PWM (pulsna modulacija) (230V & 24V) ; Pokretanje u tri tačke 3 i (230V & 24V).
  - ➔ **CB111 kojmpletno programiranje i rekonfigurisanje. Programiranje:** 2 i 4 – cevni sistemi, sa el. grejačem, itd. ; Kontrola ventilatora i /ili ventila ; Regulacija stepena (ON/OFF ; PWM ; 3 tačke) ; dotok vode je prikazan na displeju (sa "SND2" senzorom); DELTA TEMPERATURE između 3 automatska brzinska stepena; Prostranstvo neutralne zone (samo sa 4-cevnim sistemom) ; Leto/Zima automatski set za promenu temperature i ograničavanje minimalne temperature vode (samo sa "SND2" senzorom);Motor podešen da ima mogućnost odloženog uključivanja /isključivanja.; Različiti oblici Leto/Zima prekidača; Integrisano tajmiranje ; itd, itd....

- The control CB111 can be accessorised with the "SND2" (accessory not included with the CB111). With the "SND2" accessory is possible to program the automatic Summer/Winter commutation (only 2 pipes system) ; in all other applications the "SND2" has the only function of minimum water temperature thermostat (temperature value can be set from CB111). Accessory "SND2" is supplied already mounted on the unit's coil and in this case water temperature can be displayed on CB111 display.
- The control CB111 can be accessorised with the "TM" (accessory not included with the CB111). In alternative to the "SND2" sensor the "TM" thermostat can be included. With the accessory "TM", with 2 pipes system the Summer/Winter commutation can only be manual.
- The control CB111 is suitable for the full control of 2 and 4 pipes system and includes:
  - ➔ **User interface:** Display + Thermostat Knob + ON/OFF button + min/med/max/auto speed button + Menu button to fully program the unit parameters and to display TA/SET/TP/ECONOMY
  - ➔ **Main functionalities: Dirty filter warning ; Economy/Night Manual/Central Control function ; Air destratification function ; 1 or 2 valves control ; Setting-up of temperature range set-point tuneable, different for Heating/Cooling ; Window contact ; Summer/Winter commutation Manual/Automatic/Central Control/Neutral Zone (Neutral Zone only 2 valves) ; manual/automatic Fan control ; Post-ventilation for units with electrical heater ; Measured room temperature correction ; etc. etc.**
  - ➔ **The CB111 is suitable to control:** "3 speeds unit without valves" - "3 speeds unit + 1 electrovalve" - "3 speeds unit + 2 electrovalves" - "3 speeds unit + 1 Winter electric heater" - "3 speeds unit + 1 Summer electrovalve + 1 Winter electric heater".
  - ➔ **The CB111 controls:** 1 or 2 valves with ON/OFF Electrothermic actuator (230V & 24V) ; Proportional PWM (pulses modulating) (230V & 24V) ; Floating 3 points (230V & 24V).
  - ➔ **The CB111 is fully programmable/re-configurable. Programming:** 2 and 4 pipes system, with electrical heater, etc. ; Fan control and/or valves ; Regulating Valves type (ON/OFF ; PWM ; 3 points) ; Water Inlet displayed (with accessory "SND2") ; "Delta Temperature" between the 3 automatic speeds stages ; Neutral Zone width (only 4 pipes system) ; Summer/Winter automatic switch temperature set and minimum water temperature limit (only with accessory "SND2") ; Temporised motor switching-on/switching-off delay ; Different type Summer/Winter switch ; Integral timing ; etc. etc.

ELEKTRIČNI UREĐAJI SPADAJU U DODATNU OPREMU/OBAVEZNO
Izaberite između:
- **Terminalna – kontrolna tabla + Daljinski upravljač (vidi sekciju MRS + CR-ICD-HTR-HTN**
- **Ili kontrolna tabla ugrađena u uređaj (vidi sekciju CB)**

BELEŠKA: Terminalna – kontrolna tabla iziskuje instalaciju daljinskog upravljača !

THE ELECTRICAL EQUIPMENT IS ADDITIONAL ACCESSORY/COMPULSORY
Choose between:
- **Terminal board + Remote control (see MRS + CR-ICD-HTR-HTN sections)**
- **Or Control Panel installed inside the unit (see CB section)**

NOTE: The terminal board is always required installing a remote control !

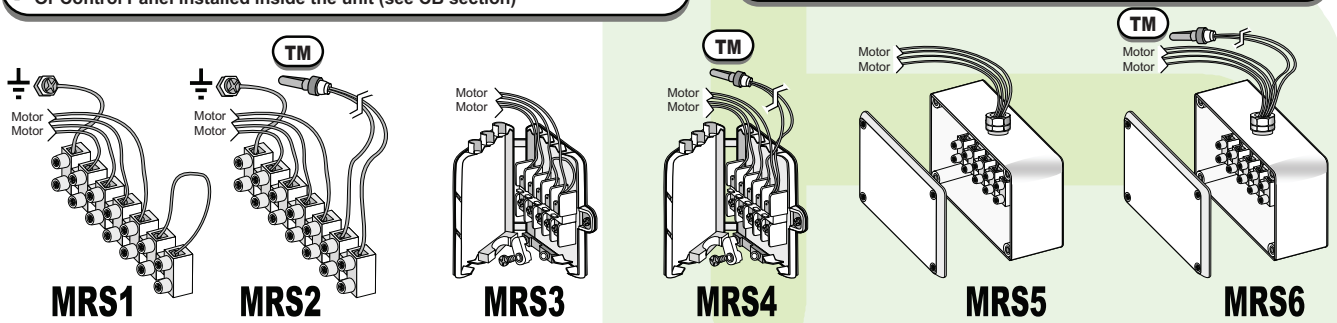

DALJINSKI UPRAVLJAČI KOJI SE NAJVIŠE KORISTE - **SVE KOMANDNE TABLE MOGU KONTROLISATI SAMO JEDAN UREĐAJ (vidi "SDI" OPREMU)**

MOST USED REMOTE CONTROLS - **EACH CONTROL PANEL CAN CONTROL ONE SINGLE UNIT ONLY (see accessory "SDI")**

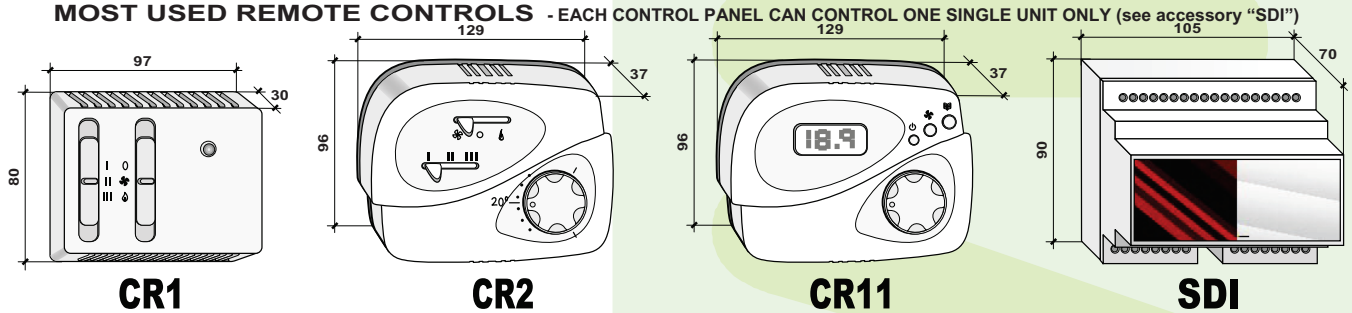

ZA OPŠIRNIJE TEHNIČKE I FUNKCIONALNE INFORMACIJE DATIH KONTROLORA (+ostale dostupne kontrole), vldi sekciju CR-ICD-HTR-HTN

For further Technical and Functionalities information of the shown controls (+ further available control), see CR-ICD-HTR-HTN sections

Mod.	Terminalne- kontrolne table za konekciju sa daljinskim upravljačem montiranim na uređaj – Daljinski upravljači (povezani – neugrađeni) Terminal boards for connection with the remote control supplied mounted on the unit - Remote controls supplied not mounted	Kod.	Euro
MRS 1	"Mamut" terminalna –kontrolna tabla (min. 7- polni) "Mammoth" type terminal board (min. 7 poles)	089903001	
MRS 2	"Mamut" terminalna –kontrolna tabla (min. 7- polni)+ Termostat za nisku temperaturu vode"TM" (podešavanje TM-a = 38°C) "Mammoth" type terminal board (min. 7 poles) + Water low temperature thermostat "TM" (TM setting = 38°C)	089903002	
MRS 3	Terminalna-kontrolna tabla sa vodom (zaključava se otpuštanjem) + Dodatak "Mamut" terminalna –kontrolna tabla Terminal board with lead (release locking) + Additional "Mammoth" terminal board	089903003	
MRS 4	Terminalna-kontrolna tabla sa vodom (zaključava se otpuštanjem) + Dodatak "Mamut" terminalna –kontrolna tabla Termostat za nisku temperaturu vode"TM" (podešavanje TM-a = 38°C Terminal board with lead (release locking) + Additional "Mammoth" terminal board + Water low temperature thermostat "TM" (TM setting = 38°C)	089903004	
MRS 5	"Mamut" terminalna-kontrolna tabla , sa unutrašnjom električnom kutijom IP 55 zaštite "Mammoth" type terminal board inside IP 55 electrical box	089903005	
MRS 6	"Mamut" terminalna-kontrolna tabla, sa unutrašnjom električnom kutijom IP 55 zaštite+ Termostat za nisku temperaturu vode"TM" (podešavanje TM-a = 38°C) "Mammoth" type terminal board inside IP 55 electrical box + Water low temperature thermostat "TM" (TM setting = 38°C)	089903006	
ELEKTRONSKE KONTROLE– ELECTRONICS CONTROLS			
CR 1	Daljinski upravljač sa prekidačem Zima/Leto + 3 brzine, bez termostata. Remote control with OFF/Summer/Winter + 3 speed, without thermostat. **Opteretećenje el.spoja – Contact rating: 5A (230V)**	089905011	
CR 2	Elektronski Daljinski upravljač sa prekidačem Zima/Leto + 3 brzine+Sobni termostat Electronic remote control with OFF/Summer/Winter + 3 speed + Room thermostat. **Opteretećenje el.spoja – Contact rating: 5A (230V)**	089905021	
MIKROPROCESOR/MILTIFUNKCIONALNI/PROGRAMABILNI – MICROPROCESSOR/MULTI-FUNCTIONS/PROGRAMMABLE			
CR 11	Multifukcionalni mikroprocesorski daljinski upravljač, pogodan za kompletnu kontrolu 2-4 cevnih sistema. Hi-Tech Multi-functions Micro-processor remote control, suitable for the full control of 2 and 4 pipe system units. **Opteretećenje el. spoja ventilatora – Fan Contact rating: 3A (230V) ; Klasa el. Spoja ventila – Valves Contact rating: 1A**	089905024	
INTERFEJS – INTERFACE CARD			
SDI	Interfejs za kontrolu do 4 motora sa 3 brzine (npr. 4 fan-coil jedinice). Opremu dodati daljinskim upravljačima. Interface card to control up to 4 motors provided with 3 speeds (ex. 4 fan-coil units). Accessory to be added to the remote control. **Opteretećenje el.spoja ventilatora – Fan Contact rating: 3A (230V)**	089905031	

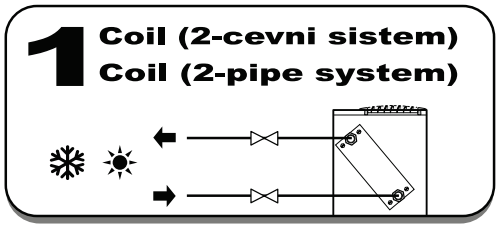

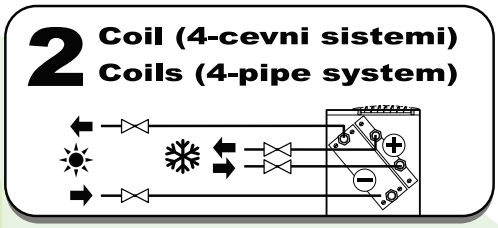

Ventil sa manualnom kontrolom zaključavanja
Manual-control locking valves

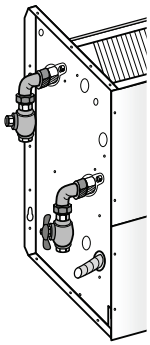

VL11

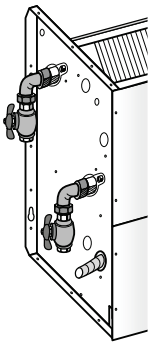

VL12

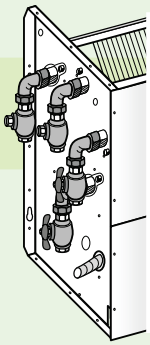

VL51

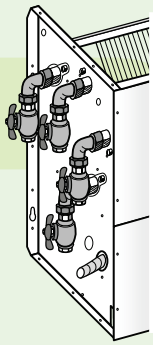

VL52

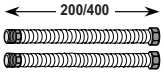

2T-212

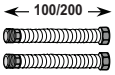

2T-112



4T-212

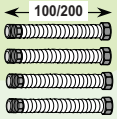

4T-112

Mod.	Komponente za hidrauličnu garnituru (za balansiranje) (montiran na uređaj) Hydraulic Balancing kit components (supplied mounted on the unit)	Kod.	Euro
Hidraulična garnitura za balansiranje 2-cevni sis. (1 jedinica)–Hydraulic Balancing kit for 2 pipe system (1 coil)			
VL11	▪ 1 (loptasti) prekidački ventil (Kv=3,5) muško-ženski sa priključkom 1/2" ženski Gas –Nominalni pritisak min.25 bar-a ▪ 1 balansirajući ventil (Kv=2,5) muško-ženski sa priključkom 1/2" ženski Gas – Nominalni pritisak min. 25 Bar ▪ Garnitura bakarnih cevi + spojnice + zaptivači za spajanje i montiranje 1 ventila/ 1 balansirajućeg ventila na uređaj. ▪ 1 Shut-off (ball) valve (Kv=3,5) Male-Female with user connection 1/2" Gas Female – Nominal pressure min. 25 Bar ▪ 1 Balancing valve (Kv=2,5) Male-Female with user connection 1/2" Gas Female – Nominal pressure min. 25 Bar ▪ Copper pipes kit + nipples + sealing + gaskets to mount 1valve/1balancing valve on the unit	089907001	
VL12	▪ 2 (loptasti) prekidačka ventila (Kv=3,5) muško-ženski sa priključkom 1/2" ženski Gas –Nominalni pritisak min.25 bar-a ▪ Garnitura bakarnih cevi + spojnice + zaptivači za spajanje i montiranje 2 ventila na uređaj. ▪ 2 Shut-off (ball) valves (Kv=3,5) Male-Female with user connections 1/2" Gas Female – Nominal pressure min. 25 Bar ▪ Copper pipes kit + nipples + sealing + gaskets to mount 2 valves on the unit	089907002	
2T-212	2 fleksibilne čelične cevi L = 200 mm (rastegljiv 200-400 mm) 1/2" muško – ženski sa priključkom na korisničkoj str. 1/2" ženski GAS – Nominalni pritisak min. 25 Bar (ne montirano na uređaj) 2 flexible stainless steel pipes L = 200 mm (extensible 200-400 mm) 1/2" Male-Female with user side connection 1/2" Gas Female – Nominal Pressure min. 25 Bar (supplied not mounted on the unit)	089907011	
2T-112	2 fleksibilne čelične cevi L = 100 mm (rastegljiv 100-200 mm) 1/2" muško – ženski sa priključkom na korisničkoj str. 1/2" ženski GAS – Nominalni pritisak min. 25 Bar (ne montirano na uređaj) 2 flexible stainless steel pipes L = 100 mm (extensible 100-200 mm) 1/2" Male-Female with user side connection 1/2" Gas Female – Nominal Pressure min. 25 Bar (supplied not mounted on the unit)	089907012	
Hidraulična garnitura za balansiranje 4-cevni sis. (2 jedinice)–- Hydraulic Balancing kit for 4 pipe sys. (2 coils)			
VL51	▪ 2 (loptasti)prekidačka ventila (Kv=3,5) muško-ženski sa priključkom 1/2" ženski Gas –Nominalni pritisak min.25 bar-a ▪ 2 Balancing valve (Kv=2,5) Male-Female with user connection 1/2" Gas Female – Nominal pressure min. 25 Bar ▪ Garnitura bakarnih cevi + spojnice + zaptivači za spajanje i montiranje 2 ventila/ 2 balansirajućeg ventila na uređaj. ▪ 2 Shut-off (ball) valves (Kv=3,5) Male-Female with user connections 1/2" Gas Female – Nominal pressure min. 25 Bar ▪ 2 Balancing valves (Kv=2,5) Male-Female with user connections 1/2" Gas Female – Nominal pressure min. 25 Bar ▪ Copper pipes kit + nipples + sealing + gaskets to mount 2valves/2balancing valves on the unit	089907051	
VL52	▪ 4 (loptasti)prekidačka ventila (Kv=3,5) muško-ženski sa priključkom 1/2" ženski Gas –Nominalni pritisak min.25 bar-a ▪ Garnitura bakarnih cevi + spojnice + zaptivači za spajanje i montiranje 4 ventila na uređaj ▪ 4 Shut-off (ball) valves (Kv=3,5) Male-Female with user connections 1/2" Gas Female – Nominal pressure min. 25 Bar ▪ Copper pipes kit + nipples + sealing + gaskets to mount 4 valves on the unit	089907052	
4T-212	4 fleksibilne čelične cevi L = 200 mm (rastegljiv 200-400 mm) 1/2" muško – ženski sa priključkom na korisničkoj str. 1/2" ženski GAS – Nominalni pritisak min. 25 Bar (ne montirano na uređaj) 4 flexible stainless steel pipes L = 200 mm (extensible 200-400 mm) 1/2" Male-Female with user side connection 1/2" Gas Female – Nominal Pressure min. 25 Bar (supplied not mounted on the unit)	089907061	
4T-112	4 fleksibilne čelične cevi L = 100 mm (rastegljiv 100-200 mm) 1/2" muško – ženski sa priključkom na korisničkoj str. 1/2" ženski GAS – Nominalni pritisak min. 25 Bar (ne montirano na uređaj) 4 flexible stainless steel pipes L = 100 mm (extensible 100-200 mm) 1/2" Male-Female with user side connection 1/2" Gas Female – Nominal Pressure min. 25 Bar (supplied not mounted on the unit)	089907062	

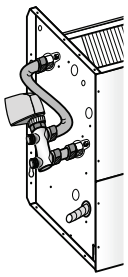

VL21

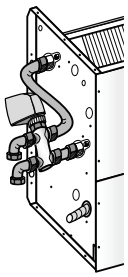

VL22

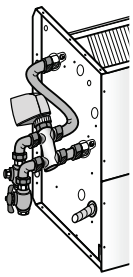

VL23

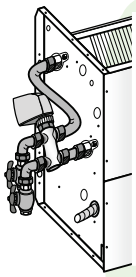

VL24

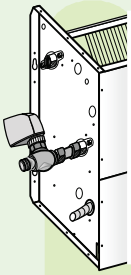

VL31

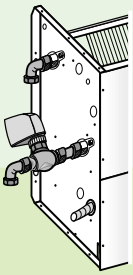

VL32

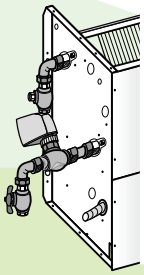

VL33

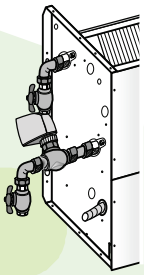

VL34

3 -KRAKI VENTILI – 3 WAY VALVES

Komponente garniture ventila (montirani na uređaj) - Valve kit components (supplied mounted on the unit)

VL 21	▪ N° 1 3-kraki ventil (4 priključka 3/4" Gas – muški - Kv=2,5- Nominalni pritisak 16 Bar) + N° 1 servo komanda ▪ Garnitura bakarnih cevi + spojnice + zaptivači za spajanje i montiranje 13-točnih ventila na uređaj + konektori za el. kablove ▪ No. 1 3-way valve (4 connections 3/4" Gas Male - Kv=2,5 – Nominal pressure 16 Bar) + N° 1 servo komanda ▪ Copper pipes kit + nipples + sealing + gaskets to mount 1 3-way valve on the unit + electrical wiring connections
VL 22	= VL 21 + Garnitura bakarnih cevi ventila/sistemi sa priključkom sa korisničke strane 1/2" Gas -Žensko = VL 21 + Copper pipes valve/system kit with user side connections 1/2" Gas Female
VL 23	= VL 21 + Garnitura bakarnih cevi ventila/sis.+1(loptasti)prekidački ventil 1/2" (Kv=3,5)+Balansirajući ventil 1/2" (Kv=2,5) sa priključkom sa kor.str 1/2" Gas -Žensko = VL 21 + Copper pipes valve/system kit + 1 Shut-off (ball) 1/2" (Kv=3,5) valve + 1 Balancing 1/2" (Kv=2,5) valve with user side connections 1/2" Gas Female
VL 24	= VL 21 + Garnitura bakarnih cevi ventila/sis.+2(loptasti)prekidački ventil 1/2" (Kv=3,5) sa priključkom sa strane korisnika 1/2" Gas -Žensko = VL 21 + Copper pipes valve/system kit + 2 Shut-off (ball) 1/2" (Kv=3,5) valves with user side connections 1/2" Gas Female

Sa 1 elektrotermičkom servo komandom With 1 electrothermic actuator	**230V ON/OFF**	Mod. Kod. **Euro**	VL 21-230V 089908001	VL 22-230V 089908002	VL 23-230V 089908003	VL 24-230V 089908004
Sa 1 elektrotermičkom servo komandom With 1 electrothermic actuator	**24V ON/OFF (*)**	Mod. Kod. **Euro**	VL 21-24V 089908011	VL 22-24V 089908012	VL 23-24V 089908013	VL 24-24V 089908014
Sa 1 lebdećom servo komandom With 1 floating actuator	**3 Tačke/Points 24V (*)**	Mod. Kod. **Euro**	VL 21-F24 089908021	VL 22-F24 089908022	VL 23-F24 089908023	VL 24-F24 089908024
Sa 1 lebdećom servo komandom With 1 floating actuator	**3 Tačke/Points 230V (*)**	Mod. Kod. **Euro**	VL 21-F230 089908031	VL 22-F230 089908032	VL 23-F230 089908033	VL 24-F230 089908034
Sa 1 modularnom servo komandom With 1 modulating actuator	**Moduliranje/Modulating 0-10V (*)**	Mod. Kod. **Euro**	VL 21-M010 089908041	VL 22-M010 089908042	VL 23-M010 089908043	VL 24-M010 089908044

Beleška: Modulirana servo komanda 24V el.napajanja,sa 0-10V moduliranim signalom ; Note: Modulating actuator 24V power supply, with 0-10V modulating signal

2 KRAKI VENTIL – 2 WAY VALVES

VL 31	▪ N° 12-kraki ventil (2 priključka 3/4" Gas – muški - Kv=2,8- Nominalni pritisak 16 Bar) + N° 1 servo komanda ▪ Garnitura bakarnih cevi + spojnice + zaptivači za spajanje i montiranje 12-točnih ventila na uređaj + konektori za el. kablove ▪ No. 1 2-way valve (2 connections 3/4" Gas Male - Kv=2,8 – Nominal pressure 16 Bar) + N° 1 servo komanda ▪ Copper pipes kit + nipples + sealing + gaskets to mount 1 2-way valve on the unit + electrical wiring connections
VL 32	= VL 31 + Garnitura bakarnih cevi ventila/sistemi sa priključkom sa korisničke strane 1/2" Gas -Žensko = VL 31 + Copper pipes valve/system kit with user side connections 1/2" Gas Female
VL 33	= VL 31 + Garnitura bakarnih cevi ventila/sis.+1(loptasti)prekidački ventil 1/2" (Kv=3,5)+Balansirajući ventil 1/2" (Kv=2,5) sa priključkom sa kor.str 1/2" Gas -Žensko = VL 31 + Copper pipes valve/system kit + 1 Shut-off (ball) 1/2" (Kv=3,5) valve + 1 Balancing 1/2" (Kv=2,5) valve with user side connections 1/2" Gas Female
VL 34	= VL 31 + Garnitura bakarnih cevi ventila/sis.+2(loptasti)prekidački ventil 1/2" (Kv=3,5) sa priključkom sa strane korisnika 1/2" Gas -Žensko = VL 31 + Copper pipes valve/system kit + 2 Shut-off (ball) 1/2" (Kv=3,5) valves with user side connections 1/2" Gas Female

Sa 1 elektrotermičkom servo komandom With 1 electrothermic actuator	**230V ON/OFF**	Mod. Kod. **Euro**	VL 31-230V 089909001	VL 32-230V 089909002	VL 33-230V 089909003	VL 34-230V 089909004
Sa 1 elektrotermičkom servo komandom With 1 electrothermic actuator	**24V ON/OFF (*)**	Mod. Kod. **Euro**	VL 31-24V 089909011	VL 32-24V 089909012	VL 33-24V 089909013	VL 34-24V 089909014
Sa 1 lebdećom servo komandom With 1 floating actuator	**3 Punti/Points 24V (*)**	Mod. Kod. **Euro**	VL 31-F24 089909021	VL 32-F24 089909022	VL 33-F24 089909023	VL 34-F24 089909024
Sa 1 lebdećom servo komandom With 1 floating actuator	**3 Punti/Points 230V (*)**	Mod. Kod. **Euro**	VL 31-F230 089909031	VL 32-F230 089909032	VL 33-F230 089909033	VL 34-F230 089909034
Sa 1 modularnom servo komandom With 1 modulating actuator	**Moduliranje/Modulating 0-10V (*)**	Mod. Kod. **Euro**	VL 31-M010 089909041	VL 32-M010 089909042	VL 33-M010 089909043	VL 34-M010 089909044

Beleška: Modulirana servo komanda 24V el.napajanja,sa 0-10V moduliranim signalom ; Note: Modulating actuator 24V power supply, with 0-10V modulating signal

(*) Transformator 230V-24V i Regulacioni sistem nisu uključeni(regulacija,senzori,elektronske šeme, itd...), u svakoma slučaju ovi ventili su kompatibilni sa bilo kojim regulacionim sistemima(Johnson Controls, Honeywell, Siemens, itd...) Beleška: Kontrole CR11 i CB111 su sposobne da kontrolišu 1 ili 2.3 točne ventile ; CR12 moduliranje 0-10V ventila.

(*) Transformer 230V-24V not included and Regulating system not included (regulation, sensors, electronic charts, etc.), anyway these valves are compatible with any regulation system (Johnson Controls, Honeywell, Siemens, etc...). Note: the controls CR11 and CB111 are able to control 1 or 2, 3-points valves ; CR12 modulating 0-10V valves.

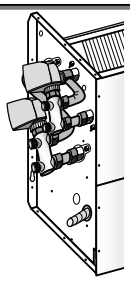

VL61

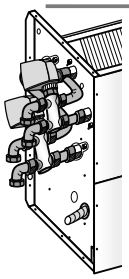

VL62

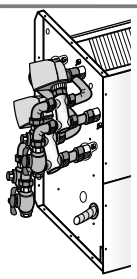

VL63

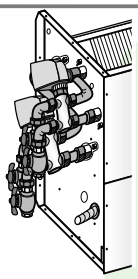

VL64

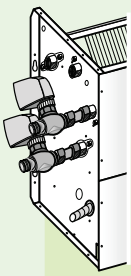

VL71

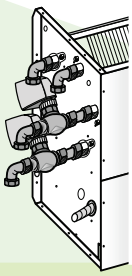

VL72

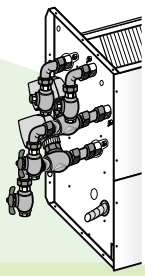

VL73

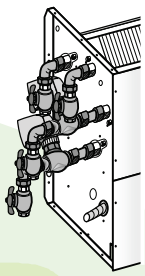

VL74

3-KRAKI VENTILI – 3 WAY VALVES

Komponente garniture ventila (montirani na uređaj) - Valve kit components (supplied mounted on the unit)

VL 61

- Jedinica hlađenja: N° 1 13-kraki ventil (4 priključka 3/4" Gas – Muški - Kv=2,5 – Nominalni pritisak 16 Bar) + N° 1 servo komanda
- Grejna jedinica: N° 1 13-kraki ventil (4 priključka 1/2" Gas – Muški - Kv=1.7 – Nominalni pritisak 16 Bar) + N° 1 servo komanda
- Garnitura bakarnih cevi + spojnice + zaptivači za spajanje i montiranje 23-točnih ventila na uređaj + konektori za el. kablove
- Cooling coil: No. 1 3-way valve (4 connections 3/4" Gas Male - Kv=2,5 – Nominal pressure 16 Bar) + N° 1 Actuator
- Heating coil: No. 1 3-way valve (4 connections 1/2" Gas Male - Kv=1,7 – Nominal pressure 16 Bar) + N° 1 Actuator
- Copper pipes kit + nipples + sealing + gaskets to mount 2 3-way valves on the unit + electrical wiring connections

VL 62
= VL 61 + Garnitura bakarnih cevi ventila/sistemi sa priključkom sa korisničke strane 1/2" Gas -Žensko
= VL 61 + Copper pipes valve/system kit with user side connections 1/2" Gas Female

VL 63
= VL 61 + Garnitura bakarnih cevi ventila/sis.+2(loptasti)prekidački ventil 1/2" (Kv=3,5)+2 Balansirajućih ventila 1/2" (Kv=2,5) sa priključkom sa kor.str 1/2" Gas - Žensko
= VL 61 + Copper pipes valve/system kit + 2 Shut-off (ball) 1/2" (Kv=3,5) valves + 2 Balancing 1/2" (Kv=2,5) valves with user side connections 1/2" Gas Female

VL 64
= VL 61 + Garnitura bakarnih cevi ventila/sis.+4(loptasti)prekidački ventil 1/2" (Kv=3,5) sa priključkom sa strane korisnika 1/2" Gas -Žensko
= VL 61 + Copper pipes valve/system kit + 4 Shut-off (ball) 1/2" (Kv=3,5) valves with user side connections 1/2" Gas Female

Sa 2 elektrotermičke servo komande With 2 electrothermic actuators	**230V ON/OFF**	Mod. Kod. **Euro**	VL 61-230V 089908051	VL 62-230V 089908052	VL 63-230V 089908053	VL 64-230V 089908054
Sa 2 elektrotermičke servo komande With 2 electrothermic actuators	**24V ON/OFF (*)**	Mod. Kod. **Euro**	VL 61-24V 089908061	VL 62-24V 089908062	VL 63-24V 089908063	VL 64-24V 089908064
Sa 2 lebdeće servo komande With 2 floating actuators	**3 Tačke/Points 24V (*)**	Mod. Kod. **Euro**	VL 61-F24 089908071	VL 62-F24 089908072	VL 63-F24 089908073	VL 64-F24 089908074
Sa 2 lebdeće servo komande With 2 floating actuators	**3 Tačke/Points 230V (*)**	Mod. Kod. **Euro**	VL 61-F230 089908081	VL 62-F230 089908082	VL 63-F230 089908083	VL 64-F230 089908084
Sa 2 modularne servo komande With 2 modulating actuators	**Modulante/Modulating 0-10V (*)**	Mod. Kod. **Euro**	VL 61-M010 089908091	VL 62-M010 089908092	VL 63-M010 089908093	VL 64-M010 089908094

- Beleška: Modulirana servo komanda 24V el.napajanja,sa 0-10V moduliranim signalom ; Note: Modulating actuator 24V power supply, with 0-10V modulating signal

2-KRAKI VENTILI – 2 WAY VALVES

VL 71

- Jedinica hlađenja: N° 1 12-kraki ventil (2 priključka 3/4" Gas – Muški - Kv=2,8 – Nominalni pritisak 16 Bar) + N° 1 servo komanda
- Grejna jedinica: N° 1 12-kraki ventil (2 priključka 1/2" Gas – Muški - Kv=1.7 – Nominalni pritisak 16 Bar) + N° 1 servo komanda
- Garnitura bakarnih cevi + spojnice + zaptivači za spajanje i montiranje 22-točnih ventila na uređaj + konektori za el. kablove
- Cooling coil: No. 1 2-way valve (2 connections 3/4" Gas Male - Kv=2,8 – Nominal pressure 16 Bar) + N° 1 Actuator
- Heating coil: No. 1 2-way valve (2 connections 1/2" Gas Male - Kv=1,7 – Nominal pressure 16 Bar) + N° 1 Actuator
- Copper pipes kit + nipples + sealing + gaskets to mount 2 2-way valves on the unit + electrical wiring connections

VL 72
= VL 71 + Garnitura bakarnih cevi ventila/sistemi sa priključkom sa korisničke strane 1/2" Gas -Žensko
= VL 71 + Copper pipes valve/system kit with user side connections 1/2" Gas Female

VL 73
= VL 71 + Garnitura bakarnih cevi ventila/sis.+2(loptasti)prekidački ventil 1/2" (Kv=3,5)+2 Balansirajućih ventila 1/2" (Kv=2,5) sa priključkom sa kor.str 1/2" Gas - Žensko
= VL 71 + Copper pipes valve/system kit + 2 Shut-off (ball) 1/2" (Kv=3,5) valves + 2 Balancing 1/2" (Kv=2,5) valves with user side connections 1/2" Gas Female

VL 74
= VL 71 + Garnitura bakarnih cevi ventila/sis.+4(loptasti)prekidački ventil 1/2" (Kv=3,5) sa priključkom sa strane korisnika 1/2" Gas -Žensko
= VL 71 + Copper pipes valve/system kit + 4 Shut-off (ball) 1/2" (Kv=3,5) valves with user side connections 1/2" Gas Female

Sa 2 elektrotermičke servo komande With 2 electrothermic actuators	**230V ON/OFF**	Mod. Kod. **Euro**	VL 71-230V 089909051	VL 72-230V 089909052	VL 73-230V 089909053	VL 74-230V 089909054
Sa 2 elektrotermičke servo komande With 2 electrothermic actuators	**24V ON/OFF (*)**	Mod. Kod. **Euro**	VL 71-24V 089909061	VL 72-24V 089909062	VL 73-24V 089909063	VL 74-24V 089909064
Sa 2 lebdeće servo komande With 2 floating actuators	**3 Tačke/Points 24V (*)**	Mod. Kod. **Euro**	VL 71-F24 089909071	VL 72-F24 089909072	VL 73-F24 089909073	VL 74-F24 089909074
Sa 2 lebdeće servo komande With 2 floating actuators	**3 Tačke/Points 230V (*)**	Mod. Kod. **Euro**	VL 71-F230 089909081	VL 72-F230 089909082	VL 73-F230 089909083	VL 74-F230 089909084
Sa 2 modularne servo komande With 2 modulating actuators	**Modulante/Modulating 0-10V (*)**	Mod. Kod. **Euro**	VL 71-M010 089909091	VL 72-M010 089909092	VL 73-M010 089909093	VL 74-M010 089909094

- Beleška: Modulirana servo komanda 24V el.napajanja,sa 0-10V moduliranim signalom ; Note: Modulating actuator 24V power supply, with 0-10V modulating signal

(*) Transformator 230V-24V i Regulacioni sistem nisu uključeni(regulacija,senzori,elektronske šeme, itd...), u svakoma slučaju ovi ventili su kompatibilni sa bilo kojim regulacionim sistemima(Johnson Controls, Honeywell, Siemens, itd...) Beleška: Kontrole CR11 i CB111 su sposobne da kontrolišu 1 ili 2.3 točne ventile ; CR12 moduliranje 0-10V ventila.

(*) Transformer 230V-24V not included and Regulating system not included (regulation, sensors, electronic charts, etc.), anyway these valves are compatible with any regulation system (Johnson Controls, Honeywell, Siemens, etc...). Note: the controls CR11 and CB111 are able to control 1 or 2, 3-points valves ; CR12 modulating 0-10V valves.

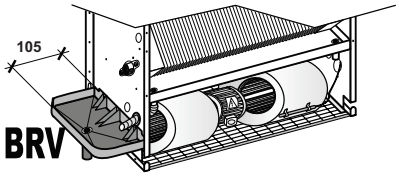



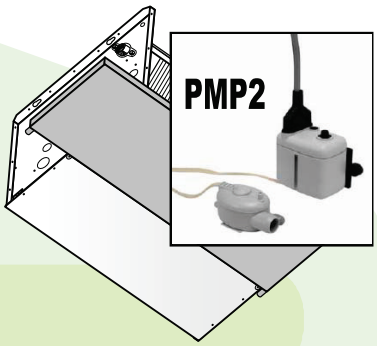

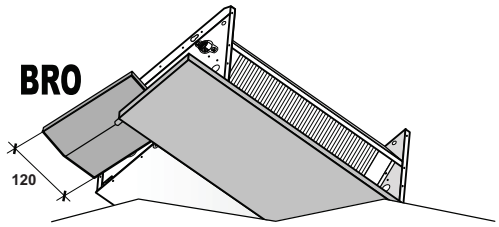

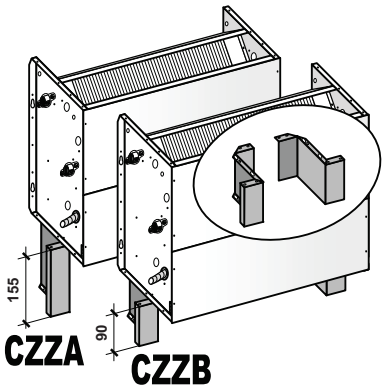

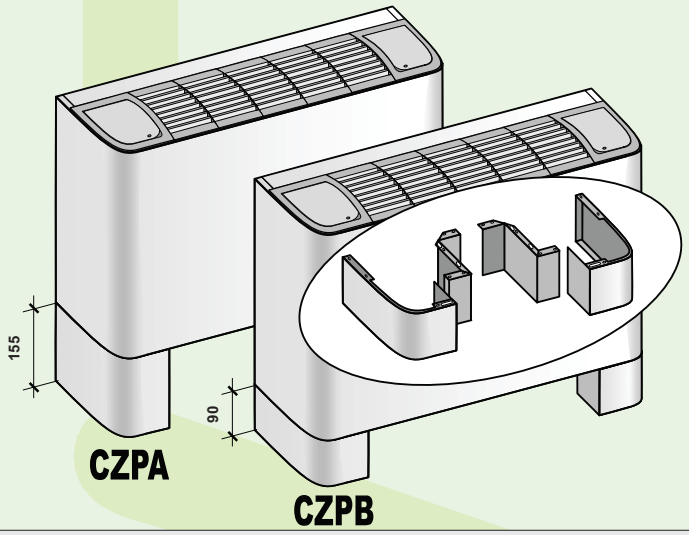

Mod.	Oprema pogodna za sve FC verzije (montirani na uređaj) Accessories suitable for all FC sizes installation (supplied mounted on the unit)	Kod.	Euro
POMOĆNE DRENAŽNE POSUDE I PUMPE ZA KONDENZATE – AUXILIARY DRAIN PANS AND CONDENSATE PUMPS			
BRV	Pomoćna drenažna posuda izrađena od plastičnog materijala (pogodna za sve Vertikalne verzije) Auxiliary drain pan made of plastic material (suitable for all VERTICAL versions) **U stanju da prikupi kondenzate iz 2 i / ili 3 -kraka ventila– Suitable to collect 2 and/or 3 way valve condensate**	089911001	
BRO	Pomoćna drenažna posuda izrađena od galvanizovanog čelika + termalna izolacija (pogodna za sve Horizontalne verzije) Auxiliary drain pan made of galvanized steel + thermal insulation (suitable for all HORIZONTAL versions) **U stanju da prikupi kondenzate iz 2 i / ili 3 - kraka ventila – Suitable to collect 2 and/or 3 way valve condensate**	089911011	
PMP1	Pumpa za kondenzat (maks.protok vode 8l/h sa m.w.c. ; protok vode 6,5 l/h sa 1 m.w.c. ; protok vode 4 l/h sa 3 m.w.c. ; Protok vode 0 l/h sa 6 m.w.c.) predviđen sa 8A (250V) alarmnim kontaktom;(pogodan za sve **Vertikalne** verzije) Condensate pump (max water flow 8 l/h with 0 m.w.c. ; water flow 6,5 l/h with 1 m.w.c. ; water flow 4 l/h with 3 m.w.c. ; water flow 0 l/h with 6 m.w.c.) provided with 8A (250V) alarm contact ; (suitable for all **VERTICAL** versions)	089911021	
PMP2	Pumpa za kondenzat (maks.protok vode 8l/h sa m.w.c. ; protok vode 6,5 l/h sa 1 m.w.c. ; protok vode 4 l/h sa 3 m.w.c. ; Protok vode 0 l/h sa 6 m.w.c.) predviđen sa 8A (250V) alarmnim kontaktom;(pogodan za sve **Horizontalne** verzije) Condensate pump (max water flow 8 l/h with 0 m.w.c. ; water flow 6,5 l/h with 1 m.w.c. ; water flow 4 l/h with 3 m.w.c. ; water flow 0 l/h with 6 m.w.c.) provided with 8A (250V) alarm contact ; (suitable for all **HORIZONTAL** versions)	089911022	
NOGARE - FEETS			
CZPB	Niske nogare ofarban zaštitnom bojom - H = 90 mm (STANDARD, PREPORUČENO) Low prepainted feet couple H = 90 mm (STANDARD, RECOMMENDED) **Pogodan za verzije sa KUĆIŠTEM - Suitable for versions with CABINET : VM1 – OM1**	089912011	
CZPA	Visoke nogare H = 155 mm (SPECIJALNE) High prepainted feet couple H = 155 mm (SPECIAL) **Pogodan za verzije sa KUĆIŠTEM - Suitable for versions with CABINET : VM1 – OM1**	089912012	
CZFB	Niske nogare H = 90 mm (STANDARD, PREPORUČENO) Low prepainted feet couple H = 90 mm (STANDARD, RECOMMENDED) **Pogodan za verzije sa KUĆIŠTEM - Suitable for versions with CABINET : VM4**	089912021	
CZFA	Visoke nogare H = 155 mm (SPECIJALNE) High prepainted feet couple H = 155 mm (SPECIAL) **Pogodan za verzije sa KUĆIŠTEM - Suitable for versions with CABINET : VM4**	089912022	
CZZB	Niske galvanizovane nogare H = 90 mm (STANDARD, PREPORUČENO) Low galvanized feet couple H = 90 mm (STANDARD, RECOMMENDED) **Pogodan za ugradne verzije (bez kućišta) - Suitable for CONCEALED versions (without cabinet) : IV1 – IV3 – IO1**	089912001	
CZZA	Visoke galvanizovane nogare H = 155 mm (SPECIJALNE) High galvanized feet couple H = 155 mm (SPECIAL) **Pogodan za ugradne verzije (bez kućišta) - Suitable for CONCEALED versions (without cabinet) : IV1 – IV3 – IO1**	089912002	

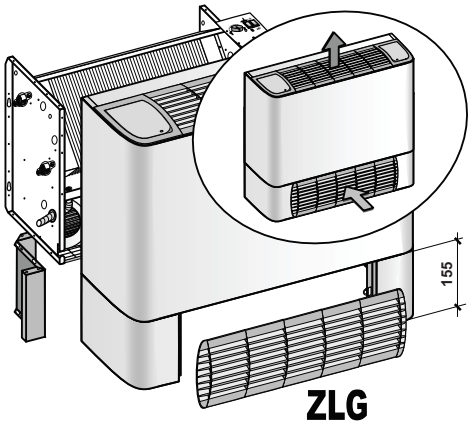

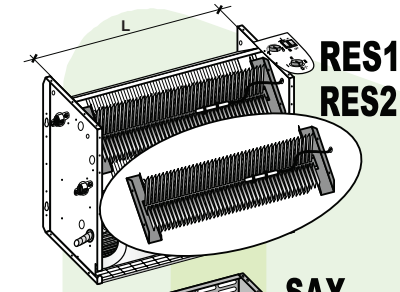

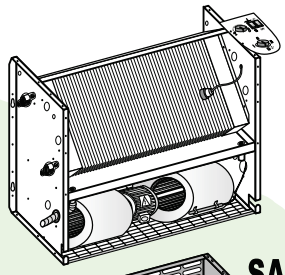

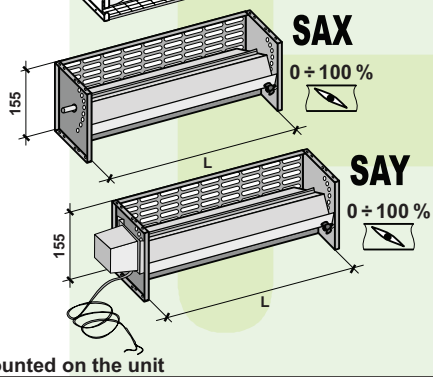

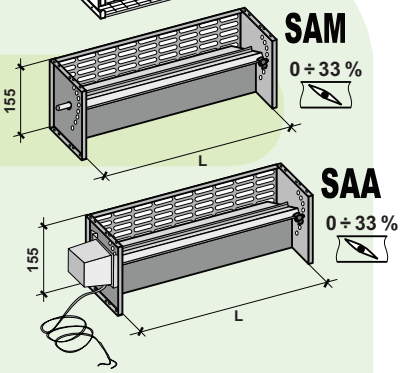

Oprema ugrađena na uređaj – Accessories supplied mounted on the unit

Kompatibilnost - Compatibility			FC 12-22/14	FC 32-42/34	FC 52-62/54	FC 72-82/74	FC 92-102/94	FC112-122/114
Dimenzije - Dimensions	L	mm	400	600	800	1.000	1.200	1.400
Podrška za nogare + rešetka (promena sa verzije FC-VM1 u FC-VM2 ili sa FC-OM1 u FC-OM2) **Air intake feet support + grill (to change from version FC-VM1 onto FC-VM2 or FC-OM1 onto FC-OM2)**								
ZLG	Pogodan za verzije – Suitable for versions: **VM1 – OM1**	Mod.	ZLG 10-20	ZLG 30-40	ZLG 50-60	ZLG 70-80	ZLG 90-100	ZLG 110-120
		Kod.	089913001	089913002	089913003	089913004	089913005	089913006
		Euro						
Električni grejač 230V + Naponski relej + Bezbednosni termostat "TS" **Electrical heater 230V + Power relay + Safety thermostat "TS"**								
RES1	**Mala snaga – Low power** Pogodan za sve verzije - Suitable for all versions	Mod.	RES1 10-20	RES1 30-40	RES1 50-60	RES1 70-80	RES1 90-100	RES1 110-120
		Kod.	089915001	089915002	089915003	089915004	089915005	089915006
		Euro						
			Napajanje električnog grejača 230V monofazno – Electrical heater power supply 230V monophase (230V – 1Ph – 50 Hz)					
	Totalni grejni kapacitet – Total Electrical/Heating capacity		700 W	1.000 W	1.500 W	2.000 W	2.000 W	2.000 W
	El.snaga - Jačina struje el. grejača – Electrical heater current input		3,05 A	4,35 A	6,53 A	8,70 A	8,70 A	8,70 A
RES2	**Velika snaga – High power** Pogodan za sve verzije - Suitable for all versions	Mod.	RES2 10-20	RES2 30-40	RES2 50-60	RES2 70-80	RES2 90-100	RES2 110-120
		Kod.	089916001	089916002	089916003	089916004	089916005	089916006
		Euro						
			Napajanje električnog grejača 230V monofazno – Electrical heater power supply 230V monophase (230V – 1Ph – 50 Hz)					
	Totalni grejni kapacitet – Total Electrical/Heating capacity		1.000 W	1.500 W	2.000 W	3.000 W	3.000 W	3.000 W
	El.snaga - Jačina struje el. grejača – Electrical heater current input		4,35 A	6,53 A	8,70 A	13,05 A	13,05 A	13,05 A

BELEŠKA: Na zahtev "RES"oprema električnog grejača bilo koje snage (dostupno sa napajanjem od 230V do 400V)
NOTE: On request "RES" electrical heater accessory with any power (available with power supply 230V or 400V either)

Žaluzina za dovod svežeg vazduha. Zatvorena žaluzina: Eksterni protok vazduha 0% ; Interni protok vazduha 100% - Totalno otvorena žaluzina: Eksterni protok vazduha 33%; Interni protok vazduha 67%
Fresh air intake louver. Louver closed : External air flow 0% ; Internal air flow 100% - Louver totally open: External air flow 33% ; Internal air flow 67%

Ova oprema je pogodna za vertikalne i horizontalne verzije. Za modele sa kućištem ukoliko se prikriva žaluzina,neophodno je dodati potporu za nogare + Rešetku za dovod vazduha (ZLG), ili direktno instalirati verziju sa potporom za nogare (FC-VM2 ; FC-OM2). Takođe je moguće postaviti na uređaj visoke nogare (CZPA), te će u ovom slučaju biti vidljiv srednji deo žaluzine.
This accessory is suitable for vertical and for horizontal versions. For models with cabinet, in order to cover/hide the louver it is necessary to add the "feet support + air intake grill" (ZLG), or directly install a version with feet support (FC-VM2 ; FC-OM2).
It's also possible to fit on the fan-coil + the accessory high feet couple (CZPA), but in this case the middle part of the louver will be visible.

SAM	**Manualni – Manual** Pogodan za sve verzije - Suitable for all versions	Mod.	SAM 10-20	SAM 30-40	SAM 50-60	SAM 70-80	SAM 90-100	SAM 110-120
		Kod.	089917001	089917002	089917003	089917004	089917005	089917006
		Euro						
SAA	**Motorizovani – Motorized (ON/OFF)** Pogodan za sve verzije - Suitable for all versions	Mod.	SAA 10-20	SAA 30-40	SAA 50-60	SAA 70-80	SAA 90-100	SAA 110-120
		Kod.	089917051	089917052	089917053	089917054	089917055	089917056
		Euro						

Žaluzina za dovod svežeg vazduha. Zatvorena žaluzina: Eksterni protok vazduha 0% ; Interni protok vazduha 100% - Totalno otvorena žaluzina: Eksterni protok vazduha 100%; Interni protok vazduha 0%
Fresh air intake louver. Louver closed : External air flow 0% ; Internal air flow 100% - Louver totally open: External air flow 100% ; Internal air flow 0%

Ova oprema je pogodna za vertikalne i horizontalne verzije. Za modele sa kućištem ukoliko se prikriva žaluzina,neophodno je dodati potporu za nogare + Rešetku za dovod vazduha (ZLG), ili direktno instalirati verziju sa potporom za nogare (FC-VM2 ; FC-OM2). Takođe je moguće postaviti na uređaj visoke nogare (CZPA), te će u ovom slučaju biti vidljiv srednji deo žaluzine.
This accessory is suitable for vertical and for horizontal versions. For models with cabinet, in order to cover/hide the louver it is necessary to add the "feet support + air intake grill" (ZLG), or directly install a version with feet support (FC-VM2 ; FC-OM2).
It's also possible to fit on the fan-coil + the accessory high feet couple (CZPA), but in this case the middle part of the louver will be visible.

SAX	**Manualni – Manual** Pogodan za sve verzije - Suitable for all versions	Mod.	SAX 10-20	SAX 30-40	SAX 50-60	SAX 70-80	SAX 90-100	SAX 110-120
		Kod.	089917011	089917012	089917013	089917014	089917015	089917016
		Euro						
SAY	**Motorizovano – Motorized (ON/OFF)** Pogodan za sve verzije - Suitable for all versions	Mod.	SAY 10-20	SAY 30-40	SAY 50-60	SAY 70-80	SAY 90-100	SAY 110-120
		Kod.	089917021	089917022	089917023	089917024	089917025	089917026
		Euro						

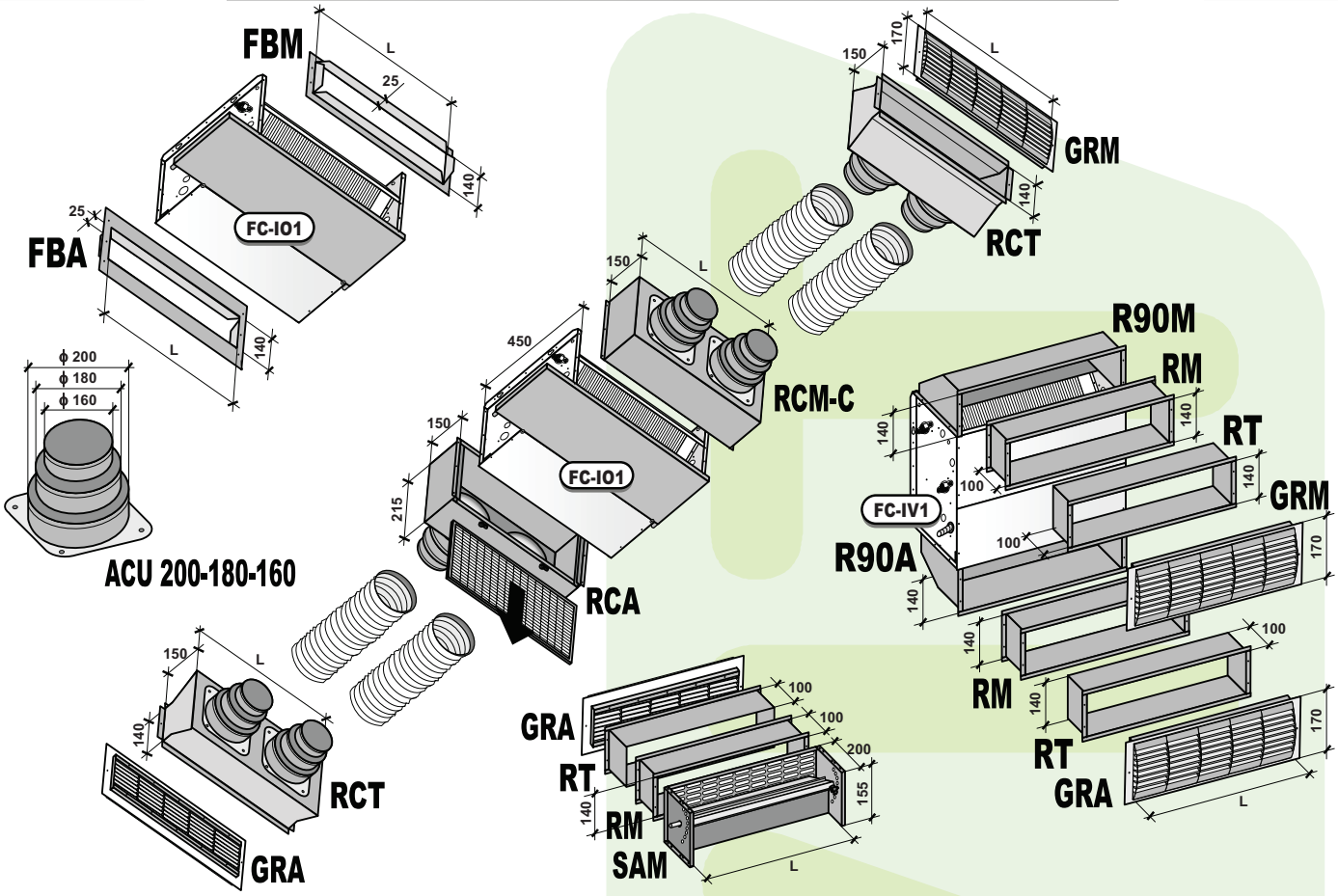

Oprema pogodna za montiranje na sve kanalske verzije bez kućišta (vertikalni IV1 – IV2 – IV3 – IV4 i horizontalni IO1 – IO2)
Accessories suitable for installation on all concealed versions without cabinet (vertical IV1 – IV2 – IV3 – IV4 and horizontal IO1 – IO2)

Kompatibilnost - Compatibility			FC 12-22/14	FC 32-42/34	FC 52-62/54	FC 72-82/74	FC 92-102/94	FC112-122/114
Dimenzije - Dimensions	L	mm	400	600	800	1.000	1.200	1.400
Prirubnica sa "priključnim delom za kanale" - Air flange with "duct nesting connection"								
FBM	Snabdevanje vazduhom Air supply	Mod.	FBM 10-20	FBM 30-40	FBM 50-60	FBM 70-80	FBM 90-100	FBM 110-120
		Kod.	089920101	089920102	089920103	089920104	089920105	089920106
		Euro						
FBA	Dovod vazduha Air intake	Mod.	FBA 10-20	FBA 30-40	FBA 50-60	FBA 70-80	FBA 90-100	FBA 110-120
		Kod.	089920201	089920202	089920203	089920204	089920205	089920206
		Euro						
Prirubnica za dovod vazduha sa "priključnim delom za kanale" + modifikovan ventilator konvektor za uklanjanje vazdušnog filtera sa donje strane **Air intake flange with "duct nesting connection" + modified fan-coil to remove air-filter from bottom side**								
FBF	Dovod vazduha Air intake	Mod.	FBF 10-20	FBF 30-40	FBF 50-60	FBF 70-80	FBF 90-100	FBF 110-120
		Kod.	089920301	089920302	089920303	089920304	089920305	089920306
		Euro						
Plenum sa slavinom - Plenum with spigots								
RCM-C	Snabdevanje vazduhom (izolovano) Air supply (Insulated)	Mod.	RCM-C10-20	RCM-C30-40	RCM-C50-60	RCM-C70-80	RCM-C90-100	RCM-C110-120
		Kod.	089925001	089925002	089925003	089925004	089925005	089925006
		Euro						
	Slavine– Spigots (No.x ϕ 200/180/160 mm)		1 x ϕ	2 x ϕ	2 x ϕ	3 x ϕ	4 x ϕ	4 x ϕ
RCA	Dovod vazduha Air intake	Mod.	RCA 10-20	RCA 30-40	RCA 50-60	RCA 70-80	RCA 90-100	RCA 110-120
		Kod.	089926001	089926002	089926003	089926004	089926005	089926006
		Euro						
	Slavine – Spigots (No.x ϕ 200/180/160 mm)		1 x ϕ	2 x ϕ	2 x ϕ	3 x ϕ	4 x ϕ	4 x ϕ
Terminalni plenum sa slavinom za priključivanje (kroz kružne fleksibilne cevi) na plenum RCM-C ili RCA. **Terminal Plenum with circular spigots to be connected (through flexible circular pipes) to the Plenum RCM-C or RCA**								
RCT	Dovod vazduha/Snabdevanje Air intake/supply	Mod.	RCT 10-20	RCT 30-40	RCT 50-60	RCT 70-80	RCT 90-100	RCT 110-120
		Kod.	089925101	089925102	089925103	089925104	089925105	089925106
		Euro						
	Slavine – Spigots (No.x ϕ 200/180/160 mm)		1 x ϕ	2 x ϕ	2 x ϕ	3 x ϕ	4 x ϕ	4 x ϕ
Univerzalni plastični kružni priključak ϕ 200/180/160 mm (Ova oprema se montira u skladu sa zahtevima i potrebama klijenta) **Universal plastic circular connection with ϕ 200/180/160 mm (This accessory can be sold individually for any customer installation)**								
ACU 200-180-160		Mod.	ACU 200-180-160		Može se upotrebiti i za druge svrhe. It can be employed even for different than fan-coils applications			
		Kod.	GRI110301					
		Euro						

Na zahtev, plenum i priključci se mogu realizovati prema specifičnim potrebama klijenta (Pisani zahtevi se uzimaju u obzir)
On request Plenum and Connections can be realised on specific customer need (drawing approval will be required)

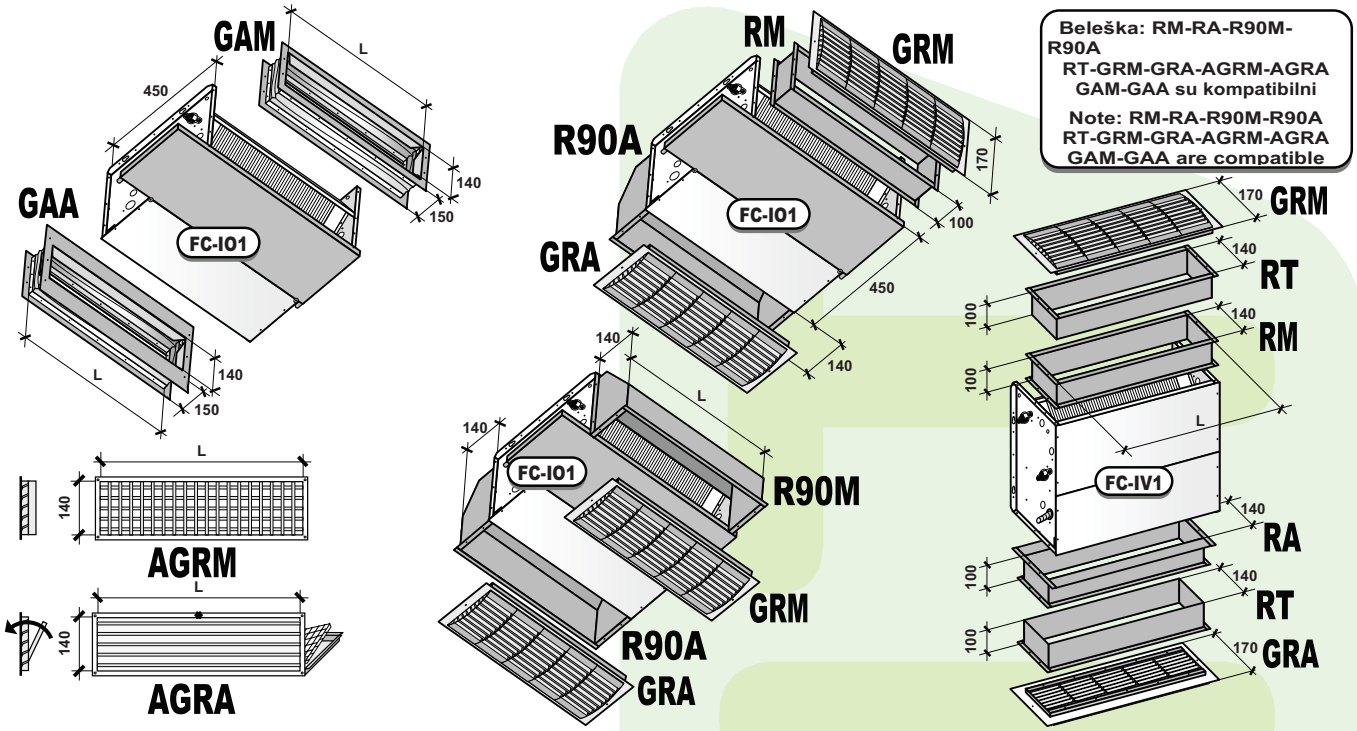

Beleška: RM-RA-R90M-R90A
RT-GRM-GRA-AGRM-AGRA
GAM-GAA su kompatibilni

Note: RM-RA-R90M-R90A
RT-GRM-GRA-AGRM-AGRA
GAM-GAA are compatible

Oprema pogodna za montiranje na sve kanalske verzije bez kućišta (vertikalni IV1 – IV2 – IV3 – IV4 i horizontalni IO1 – IO2)
Accessories suitable for installation on all concealed versions without cabinet (vertical IV1 – IV2 – IV3 – IV4 and horizontal IO1 – IO2)

Kompatibilnost - Compatibility			FC 12-22/14	FC 32-42/34	FC 52-62/54	FC 72-82/74	FC 92-102/94	FC112-122/114
Dimenzije - Dimensions	L	mm	400	600	800	1.000	1.200	1.400
Anti vibraciona spojnica - Anti-vibration junction								
GAM	Snabdevanje vazduhom Air supply	Mod. Kod. **Euro**	GAM 10-20 089920401	GAM 30-40 089920402	GAM 50-60 089920403	GAM 70-80 089920404	GAM 90-100 089920405	GAM 110-120 089920406
GAA	Dovod vazduha Air intake	Mod. Kod. **Euro**	GAA 10-20 089920501	GAA 30-40 089920502	GAA 50-60 089920503	GAA 70-80 089920504	GAA 90-100 089920505	GAA 110-120 089920506
Snabdevanje vazduhom - Air supply								
RM	Snabdevanje vazduhom Air supply	Mod. Kod. **Euro**	RM 10-20 089920001	RM 30-40 089920002	RM 50-60 089920003	RM 70-80 089920004	RM 90-100 089920005	RM 110-120 089920006
RA	Dovod vazduha Air intake	Mod. Kod. **Euro**	RA 10-20 089921001	RA 30-40 089921002	RA 50-60 089921003	RA 70-80 089921004	RA 90-100 089921005	RA 110-120 089921006
Plenum 90° - 90° plenum								
R90M	Snabdevanje vazduhom Air supply	Mod. Kod. **Euro**	R90M 10-20 089922001	R90M 30-40 089922002	R90M 50-60 089922003	R90M 70-80 089922004	R90M 90-100 089922005	R90M 110-120 089922006
R90A	Dovod vazduha Air intake	Mod. Kod. **Euro**	R90A 10-20 089923001	R90A 30-40 089923002	R90A 50-60 089923003	R90A 70-80 089923004	R90A 90-100 089923005	R90A 110-120 089923006
Teleskopski produžetak 0-100 mm (pogodan za priključak svim RM - RA - R90M - R90A plenumima) **Telescopic extension 0-100 mm (suitable to be connected to all RM - RA - R90M - R90A plenums)**								
RT	Snabdevanje vazduhom/dovod Air supply/intake	Mod. Kod. **Euro**	RT 10-20 089924001	RT 30-40 089924002	RT 50-60 089924003	RT 70-80 089924004	RT 90-100 089924005	RT 110-120 089924006
Rešetka sa jednim odbojnikom ABS žaluzine (pogodan za priključak svim RM - RA - R90M - R90A – RT - GAM – GAA plenumima) **Air grill with single bank fixed ABS louvers (suitable to be connected to all RM - RA - R90M - R90A – RT - GAM - GAA plenums)**								
GRM	Snabdevanje vazduhom (bez filtera) Air supply (without air filter)	Mod. Kod. **Euro**	GRM 10-20 089930001	GRM 30-40 089930002	GRM 50-60 089930003	GRM 70-80 089930004	GRM 90-100 089930005	GRM 110-120 089930006
GRA	Dovod vazduha (sa filterom) Air intake (with air filter)	Mod. kod. **Euro**	GRA 10-20 089931001	GRA 30-40 089931002	GRA 50-60 089931003	GRA 70-80 089931004	GRA 90-100 089931005	GRA 110-120 089931006
Aluminijumska rešetka sa duplim podešavajućim odbojnikom žaluzine (pogodan za priključak svim RM - RA - R90M - R90A – RT - GAM – GAA plenumima) **Aluminium air grill with double bank adjustable louvers (suitable to be connected to all RM - RA - R90M - R90A - RT - GAM - GAA plenums)**								
AGRM	Snabdevanje vazduhom (bez filtera) Air supply (without air filter)	Mod. Kod. **Euro**	AGRM 10-20 089930101	AGRM 30-40 089930102	AGRM 50-60 089930103	AGRM 70-80 089930104	AGRM 90-100 089930105	AGRM 110-120 089930106
Rešetka sa jednim odbojnikom žaluzine (pogodan za priključak svim RM - RA - R90M - R90A – RT - GAM – GAA plenumima) **Aluminium air grill with single bank fixed louvers (suitable to be connected to all RM - RA - R90M - R90A - RT - GAM - GAA plenums)**								
AGRA	Dovod vazduha (sa filterom) Air intake (with air filter)	Mod. Kod. **Euro**	AGRA 10-20 089931101	AGRA 30-40 089931102	AGRA 50-60 089931103	AGRA 70-80 089931104	AGRA 90-100 089931105	AGRA 110-120 089931106

Oprema: PANELI SA ZATVARANJEM SA DONJE I ZADNJE STRANE
Accessories: BACK AND BOTTOM CLOSING PANELS

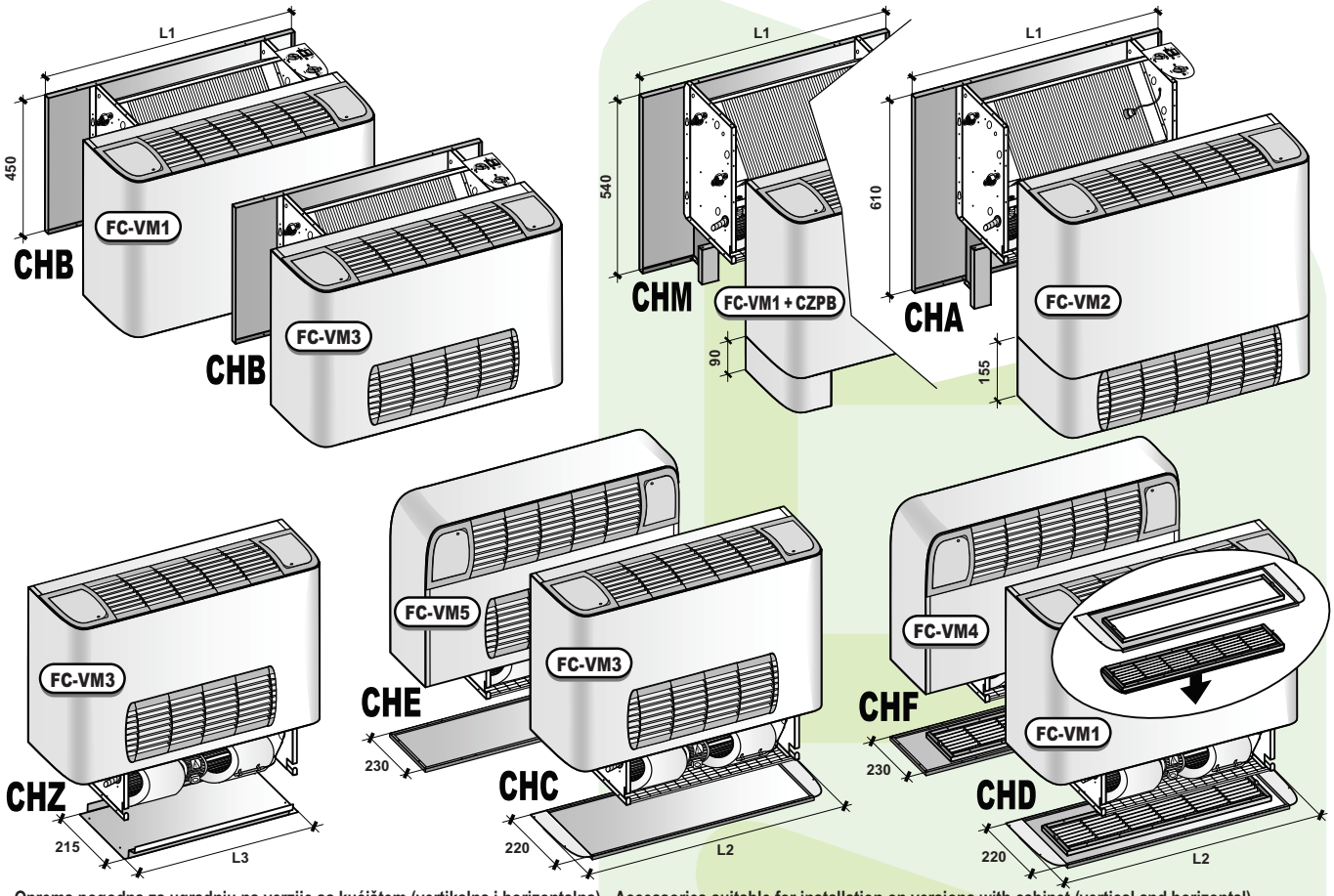

Oprema pogodna za ugradnju na verzije sa kućištem (vertikalna i horizontalna) - Accessories suitable for installation on versions with cabinet (vertical and horizontal)

Kompatibilnost - Compatibility			FC 12-22/14	FC 32-42/34	FC 52-62/54	FC 72-82/74	FC 92-102/94	FC112-122/114
Dimenzije - Dimensions	L1	mm	640	840	1.040	1.240	1.440	1.640
	L2	mm	670	870	1.070	1.270	1.470	1.670
	L3	mm	430	630	830	1.030	1.230	1.430
Visoko zatvarajući zadnji panel izrađen od čelika prefarban zaštitnom bojom - Higher closing back panel made of pre-painted steeel								
CHA Pogodan za verzije – Suitable for versions: **VM2 ; OM2 VM1+CZPA ; OM1+CZPA**		Mod.	CHA 10-20	CHA 30-40	CHA 50-60	CHA 70-80	CHA 90-100	CHA 110-120
		Kod.	089941001	089941002	089941003	089941004	089941005	089941006
		Euro						
Centralno zatvarajući zadnji panel izrađen od čelika prefarban zaštitnom bojom (pogodan za uređaje sa kućištem + oprema (CZPB nogare)) Central closing back panel made of pre-painted steel (suitable for unit with cabinet + accessory CZPB feets)								
CHM Pogodan za verzije – Suitable for versions: **VM1+CZPB ; OM1+CZPB**		Mod.	CHM 10-20	CHM 30-40	CHM 50-60	CHM 70-80	CHM 90-100	CHM 110-120
		Kod.	089940101	089940102	089940103	089940104	089940105	089940106
		Euro						
Nisko zatvarajući zadnji panel izrađen od čelika prefarban zaštitnom bojom - Lower closing back panel made of pre-painted steel								
CHB Pogodan za verzijei – Suitable for versions: **VM1 – VM3 – OM1 – OM3**		Mod.	CHB 10-20	CHB 30-40	CHB 50-60	CHB 70-80	CHB 90-100	CHB 110-120
		Kod.	089940001	089940002	089940003	089940004	089940005	089940006
		Euro						
Zatvarajući panel sa donje strane bez rešetke izrađen od čelika - Bottom closing panel without grill made of pre-painted steel								
CHC Pogodan za verzije – Suitable for versions: **VM2 – VM3 – OM2 – OM3**		Mod.	CHC 10-20	CHC 30-40	CHC 50-60	CHC 70-80	CHC 90-100	CHC 110-120
		Kod.	089942001	089942002	089942003	089942004	089942005	089942006
		Euro						
CHE Pogodan za verzije – Suitable for versions: **VM5**		Mod.	CHE 10-20	CHE 30-40	CHE 50-60	CHE 70-80	CHE 90-100	CHE 110-120
		Kod.	089944001	089944002	089944003	089944004	089944005	089944006
		Euro						
Zatvarajući panel sa donje strane izrađen od čelika sa uklonjivim rešetkama izrađenim od ABS-a i ravan vazdušni filter sa EU3 nivoom filtracije(EUROVENT 4/5) Bottom closing panel made of pre-painted steel with removable grill made of ABS and flat air filter with EU3 filtering level (EUROVENT 4/5)								
CHD Pogodan za verzije – Suitable for versions: **VM1 – OM1**		Mod.	CHD 10-20	CHD 30-40	CHD 50-60	CHD 70-80	CHD 90-100	CHD 110-120
		Kod.	089943001	089943002	089943003	089943004	089943005	089943006
		Euro						
CHF Pogodan za verzije – Suitable for versions: **VM4**		Mod.	CHF 10-20	CHF 30-40	CHF 50-60	CHF 70-80	CHF 90-100	CHF 110-120
		Kod.	089945001	089945002	089945003	089945004	089945005	089945006
		Euro						
Zatvarajući panel sa donje strane bez rešetke izrađen od galvanizovanog čelika (pogodan za zatvaranje donjeg centralnog dela uređaja) Bottom closing panel without grill made of galvanized steel (suitable to close the central bottom part of the units)								
CHZ Pogodan za verzije – Suitable for versions: **VM3 – OM3**		Mod.	CHZ 10-20	CHZ 30-40	CHZ 50-60	CHZ 70-80	CHZ 90-100	CHZ 110-120
		Kod.	089942101	089942102	089942103	089942104	089942105	089942106
		Euro						