# Krovni aksijalni ventilatori
# Axial roof fans

2

Ne proizvodi se !!!



## TEA
str. 2.2

Kompaktni krovni aksijalni ventilatori
Compact axial roof fans

## TAV
STR. 6.2

Aksijalni krovni ventilatori sa vertikalnim izduvavanjem
Vertical discharge axial roof fans



INDEKS / INDEX


Krovni centrifugalni ventilatori
CENTRIFUGAL ROOF FANS — SEK. 1

Krovni aksijalni ventilatori
AXIAL ROOF FANS — SEK. 2

Ventilatori sa ramom za usmeravanje vazduha
PLATE MOUNTED AND RING AXIAL FANS — SEK. 3

Cevni ventilatori
DUCTED AXIAL FANS — SEK. 4

Centrifugalni ventilatori malih dimenzija sa unapred zakrivljenim lopaticama i centrifugalni ventilatori izrađeni od livenog aluminijuma
SMALL SIZE FORWARD CURVED BLADE AND RADIAL CENTRIFUGAL FANS IN ALUMINIUM — SEK. 5

Centrifugalni ventilatori sa unazad zakrivljenim lopaticama
BACKWARD CURVED BLADE CENTRIFUGAL FANS FOR CLEAN AIR — SEK. 6

In line – redni centrifugalni ventilatori
IN LINE CENTRIFUGAL FANS — SEK. 7

Box ventilatori na direktan pogon sa dva otvora
DIRECT DRIVE DOUBLE INLET BOX FANS — SEK. 8

Centrifugalni box ventilatori i ventilatori sa duplim otvorom na remeni pogon
CENTRIFUGAL BOX FANS AND DOUBLE INLET BELT DRIVEN FANS — SEK. 9

Antikorozivni ventilatori
ANTICORROSIVE FANS — SEK. 10

Ventilatori za odstranjivanje dima
SMOKE EXTRACT FANS — SEK. 11

Regulatori brzine obrtaja
SPEED REGULATORS — SEK. 12

Akustično linijski centrifugalni ventilatori i Rekuperator toplote
IN LINE ACOUSTIC CENTRIFUGAL FANS AND HEAT RECUPERATOR — SEK. 13

# TEA

## Kompaktni krovni aksijalni ventilatori
## Compact axial roof fans

Ne proizvodi se !!!

SEK. 2

### OSNOVNI PODACI :

TEA krovni ventilatori su pogodni za izvlačenje velike količine vazduha.Zbog toga su delom dizajnirani za ventilaciju velikih prostorija-objekata,staklenika.....bez ili sa kratkim kanalnim cevnim sistemom Glavne osobine TEA serije ventilatora su :Mali gabarit, Aerodinamično formirana kupa radi veće efikasnosti i manje buke,monofazni i trofazni motori sa regulacijom brzine,počevši od veličine 500 koji su dostupni u dvobrzinskoj verziji, pomoću zvezda/delta prekidača.Predviđeni su za transport čistog vazduha maksimalne temperature do 50 °C.

### KONSTRUKCIJA :

- Osnovno postolje je izrađeno od galvanizovanog čeličnog lima.
- Aluminijumsko radno kolo i čelična glavčina.
- Poklopac od polyester-fiberglasa pod pritiskom, otporan na spoljašnje uticaje.
- Strujanje vazduha od radnog kola ka motoru.
- Zaštitne rešetke na izlaznom otvoru u funkciji držača motora izrađene od legure čelika u skladu sa UNI 9219-DIN 31001 standardima.Zaštićeni od spoljnih uticaja.
- Asinhroni trofazni ili monofazni motori, modeli od 50- do 900 su dvobrzinski zbog zvezda/trougao prekidača, IP55, motor Klase F.

Pogodni su za S1 režim (neprekidan rad pri stalnom opterećeju).

### DODATNI DELOVI :

- Unutrašnja gravitaciona žaluzina.
- Prigušivač zvuka.
- Ugradno postolje ventilatora.
- Montažno postolje ventlatora.
- Gravitaciona žaluzina.
- Zaštitne rešetke ispred lopatica.
- Servisni prekidač.
- Regulator broja obrtaja.
- Zvezda/delta prekidač.

### GENERAL DESCRIPTION

These roof fans are suitable for extracting large air volumes. Therefore they are particularly designed for air exchange of premises of large volume and plants without (or with short) ducting. Main features of TEA series are: reduced height, aerodynamically shaped inlet cone for better efficiency and less noise, speed adjustable motors, either in single- and three-phase versions. Starting from size 500, they are available in double speed version, obtainable by "delta/ star" switching. The use of the TEA series is meant for clean air with max. temperature of +50°C.

### CONSTRUCTION

- Fixing base in galvanized steel sheet.
- Impeller with aluminium blades and steel hub.
- Upper cover in polyester-fiberglass loaded, resistant to atmospheric agents.
- Air flow from impeller to motor.
- Protection guard on outlet side, with function of motor support, in steel rod, manufactured according to rules UNI9219 - DIN31001 and protected against the atmospheric agents.
- Asynchronous three-phase or single-phase motor; from type 500 to 900 with double speed motors by delta/ star switch, IP55 , class F. Suitable for S1 service (continuos working at constant load).

### ACCESSORIES

- Inlet gravity shutter.
- Silencers.
- Counter-base to be walled up.
- Adaptation base for corrugated roof coverings.
- Gravity shutter.
- Intake guard.
- Service switch.
- Speed regulator.
- Delta/Star switch.

Frekvencija 50 Hz - Temperatura vazduha 15°C – Barometarski pritisak760 mm Hg – Specifična težina vazduha1,22 Kg/m3
Frequency 50Hz – Air temperature 15°C – Barometric pressure 760 mm Hg – Air specific weight 1,22 Kg/m3

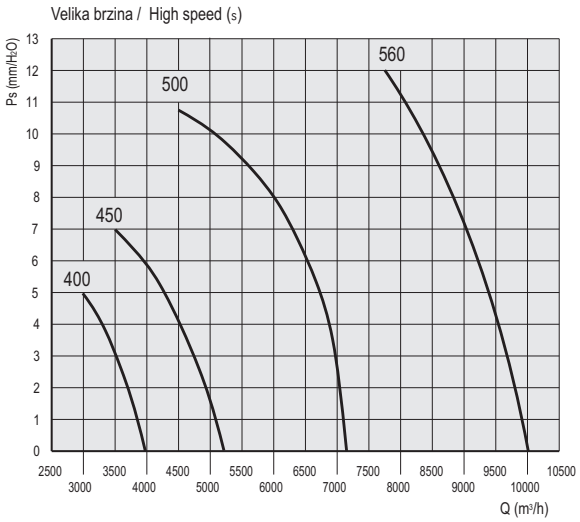


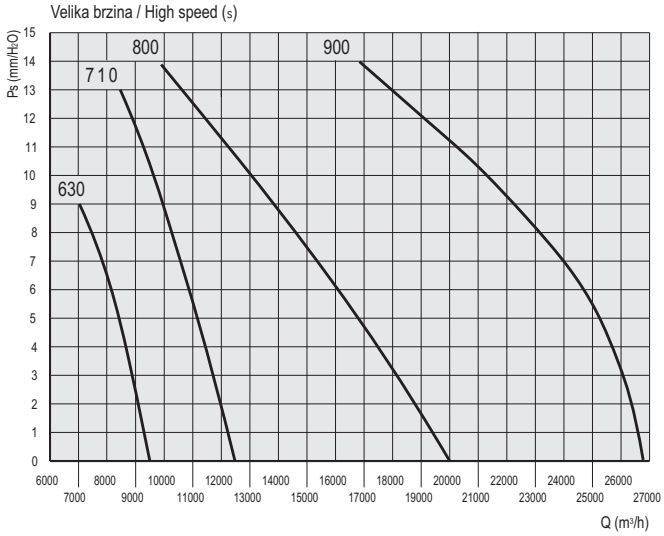

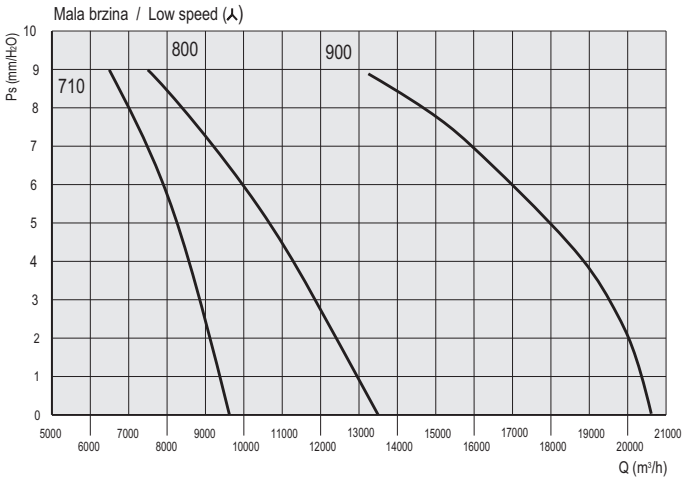




PRVA BRZINA / SINGLE SPEED

| Tip<br>Type | Model<br>Model | U | Pm<br>(kW) | rpm | In<br>(A) | IP/CL | Lp<br>dB(A) | Reg. |
|---|---|---|---|---|---|---|---|---|
| TEA | 400 | M | 0,2 | 1380 | 1,7 | 55/F | 51 | RV/1 |
| TEA | 400 | T | 0,2 | 1380 | 0,9 | 55/F | 51 | RVT |
| TEA | 450 | M | 0,3 | 1380 | 2 | 55/F | 54 | RV/1 |
| TEA | 450 | T | 0,3 | 1380 | 0,95 | 55/F | 54 | RVT |

DUPLA BRZINA / DOUBLE SPEED

| Tip<br>Type | Model<br>Model | U | Pm<br>(kW) | rpm | | In<br>(A) | | IP/CL | Lp<br>dB(A) | | Reg. |
|---|---|---|---|---|---|---|---|---|---|---|---|
| | | | | s | ⅄ | s | ⅄ | | s | ⅄ | |
| TEA | 500-2V | T | 0,5 | 1380 | 1100 | 1,6 | 0,8 | 55/F | 61 | 51 | Int. S/T |
| TEA | 560-2V | T | 1,1 | 1420 | 1200 | 1,9 | 1,4 | 55/F | 64 | 51 | Int. S/T |
| TEA | 630-2V | T | 0,5 | 900 | 660 | 1,4 | 0,8 | 55/F | 56 | 48 | Int. S/T |
| TEA | 710-2V | T | 1,1 | 880 | 700 | 3,3 | 1,5 | 55/F | 62 | 56 | Int. S/T |
| TEA | 800-2V | T | 1,3 | 900 | 660 | 3,6 | 1,9 | 55/F | 68 | 62 | Int. S/T |
| TEA | 900-2V | T | 1,8 | 900 | 660 | 5,4 | 2,8 | 55/F | 72 | 66 | Int. S/T |

## DIMENZIJE / DIMENSIONS TEA

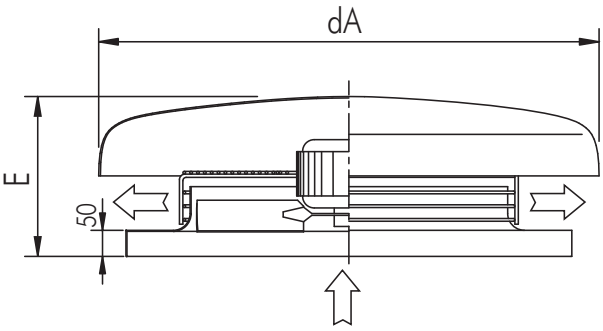


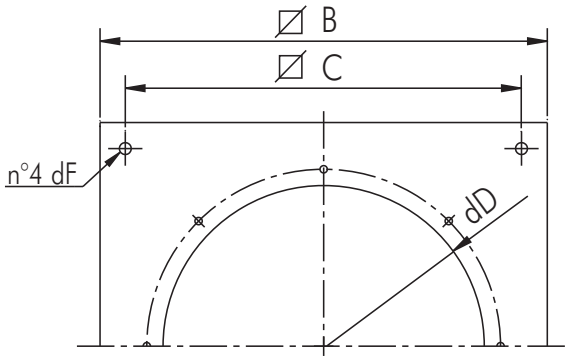


| Tip/Type | dA | B | C | dD | E | dF | Kg |
|---|---|---|---|---|---|---|---|
| TEA 400 | 900 | 650 | 600 | 400 | 305 | 12 | 17 |
| TEA 450 | 900 | 650 | 600 | 450 | 315 | 12 | 18 |
| TEA 500 | 1100 | 760 | 710 | 500 | 357 | 14 | 27 |
| TEA 560 | 1100 | 760 | 710 | 560 | 367 | 14 | 36 |
| TEA 630 | 1300 | 930 | 870 | 640 | 422 | 14 | 40 |
| TEA 710 | 1300 | 930 | 870 | 710 | 460 | 14 | 45 |
| TEA 800 | 1600 | 1100 | 1030 | 810 | 600 | 14 | 60 |
| TEA 900 | 1600 | 1300 | 1220 | 910 | 600 | 14 | 80 |

Dimenzije u mm/Dimensions in mm

## DELOVI / ACCESSORIES TEA

### GRAVITACIONA ŽALUZINA / GRAVITY SHUTTER

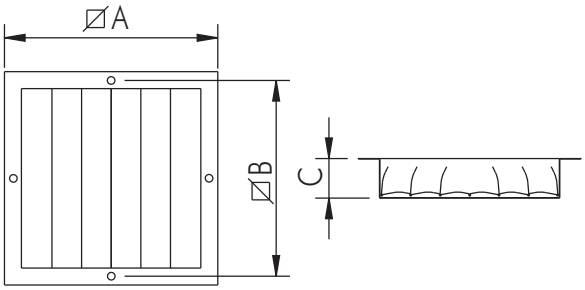


| Tip/Type | A | B | C | kg |
|---|---|---|---|---|
| 40 | 525 | 512 | 200 | 6 |
| 45 | 525 | 565 | 200 | 7 |
| 50 | 640 | 625 | 200 | 8 |
| 56 | 640 | 675 | 200 | 9 |
| 63 | 750 | 725 | 200 | 10 |
| 71 | 820 | 805 | 200 | 11 |
| 80 | 990 | 970 | 200 | 13 |
| 90 | 1100 | 1075 | 200 | 15 |

Dimenzije u mm/Dimensions in mm

### UGRADNI TEMELJ / COUNTER BASE TO BE WALLED UP

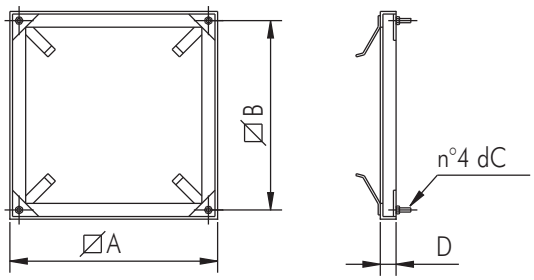


| Tip/Type | A | B | C | kg |
|---|---|---|---|---|
| 40 - 45 | 630 | 600 | M8x30 | 3 |
| 50 - 56 | 740 | 710 | M10x40 | 3,6 |
| 63 - 71 | 900 | 870 | M10x40 | 4 |
| 80 | 1080 | 1030 | M10x40 | 7 |
| 90 | 1270 | 1220 | M 12x40 | 15 |

Dimenzije u mm/Dimensions in mm

## MONTAŽNO POSTOLJE ZA KROVNE VENTILATORE / SUPPORT BASE FOR ROOF FANS

BA 10x177
BA 10X146

BA 3X177



RD

### OSNOVNI PODACI :

BA montažna postolja i RD reducirni elementi su pogodni za ugradnju krovnih ventilatora na valovitim krovnim pločama.(BA) montažna postolja su pogodna za krovne ventilatore sa osnovnim postoljem veličine 930x930 mm ili većim.Sa pogodnim reducirnim elementom (RD) moguće je koristiti osnovno postolje krovnih ventilatora minimalne veličine 500x500.Reducir (RD) je poseban element sa mogućnošću usklađivanja istog sa veličinom datog ventilatora.

### VERZIJE :

BA 10x177: Pogodan za EUROONDA krovne ploče sa debljinom profila 51mm, sa razmakom valova 177mm , nagibom od 10% po propisu UNI 3949/77 i ISO R936.
BA 3x177: Pogodan za EUROONDA krovne ploče sa debljinom profila 51mm i sa razmakom valova 177mm a izrađuje se sa radijusom savijanja poluprečnika od 3m.
BA 10x146: Pogodan za EUROONDA krovne ploče sa debljinom profila 48mm, sa razmakom valova 146mm i sa nagibom od 10% po propisima UNI 3949/77.
RD reducirni element.

### KONSTRUKCIJA :

Smola ojačana slojevitim fiberglasom. Krajnji proizvod je RAL 9002 svetle sive boje.Spoljašnja površina je otporna na atmosferske uticaje.

### UGRADNJA :

Korektna ugradnja predviđa poklapanje krovne ploče i reducirnog elementa uzvodno i nizvodno, sa površinom vala od jedne četvrtine sa obe strane.

### GENERAL DESCRIPTION

The support base BA and reduction RD are suitable for installation of roof fans on weaved coverings, avoiding detrimental stagnation of water near to the fan and expensive carpentry works.
The support base BA is suitable for roof fans having base 930mm X 930mm or bigger . With the suitable reduction RD it is possible to use the base for roof fans from a minimum base dimensions of 500 X 500 . The reduction RD is a single element with the possibility to remove the exceeding part by a single cut.

### VERSIONS

- BA 10x177: suitable for "EUROONDA" roof coverings pitch 177 mm, height 51 mm and 10% slope according to norms UNI 3949/77 – ISO R936.
- BA 3x177: suitable for "EUROONDA" roof coverings pitch 177 mm, height 51 mm and radius of curvature of the sheet of 3 meters.
- BA 10x146: suitable for "EUROONDA" roof coverings pitch146 mm, height 48 mm, and 10% slope according to norm UNI 3949/74.
- Reduction RD.

### CONSTRUCTION

In polyester resins strengthened with stratified fibre glass.
The finishing is RAL 9002 (light grey). The external surface is treated against the action of atmospheric agents.

### INSTALLATION

A correct laying foresees the overlap to the covering slab upstream and the underexposure downstream.
In addition it must be foreseen a side overlap of at least one and quarter wave for each side.

SEK. 2

## Dimenzije u mm/Dimensions in mm

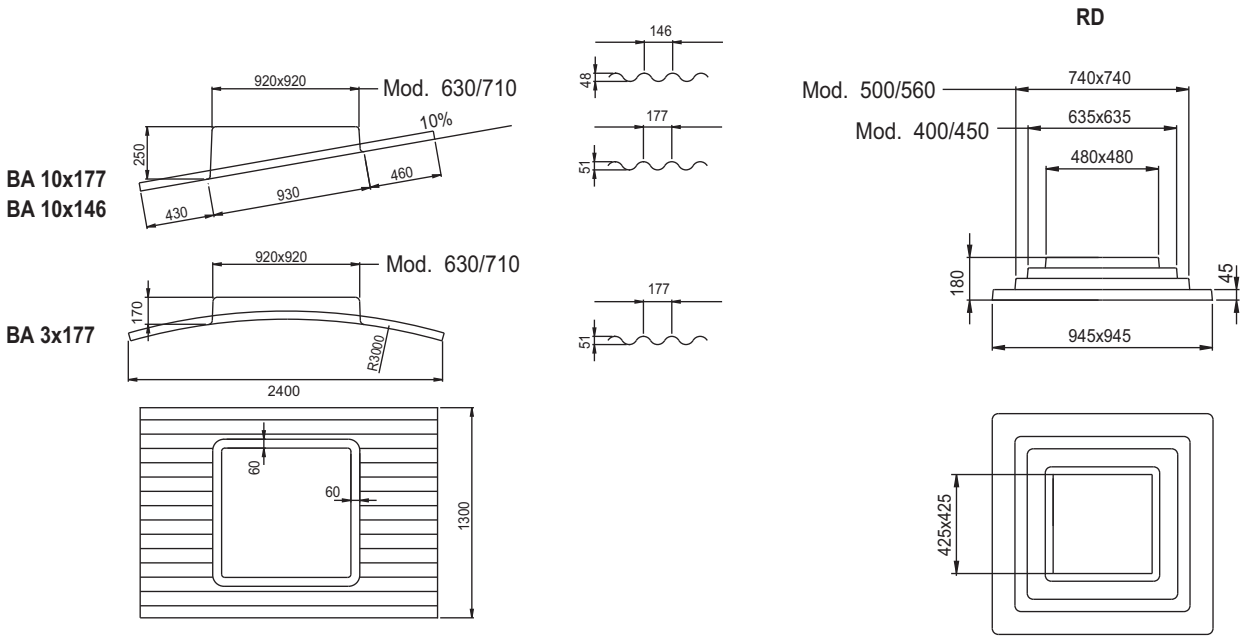

# TAV

## Aksijalni krovni ventilatori sa vertikalnim izduvavanjem
## Vertical discharge axial roof fans



SEK. 2

### OSNOVNI PODACI :

Ventilatori TAV serije su dizajnirani za izvlačenje velike količine vazduha posredstvom kanalnih-cevnih sistema ili direktnim putem i to za industrijske i trgovinske objekte.Karakteristika ove serije ventilatora je vertikalno vazdušno strujanje koje obezbeđuje veću efikasnost i bržu disperziju dima iz atmosfere.Žaluzina je dizajnirana kao zaštitna preventiva u slučaju kiše, kada je ventilator van pogona.Pogodni su za transport čistog vazduha maksimalne temperature do 50°C u standardnoj izvedbi, i do 400°C u (HT) verziji koja je specijalno dizajnirana za izvlačenje dima u slučajevima požara.
Serija je bazirana na 4. modela (veličine: 800,900,1000,1120,1250,1400) sa dve brzine (4 i 6 pol-ni).Ventilator i transporter se isporučuju posebno.

### KONSTRUKCIJA :

- Spoljašnji transporter sa panelima je od galvanizovanog čeličnog lima i dopunjuje se sa postoljem od ofarbanog čeličnog lima.
- Aluminijumska dvokrilna gravitaciona žaluzina.
- Pločasta spoljnica od farbanog čeličnog lima.
- Zaštitne rešetke su izrađene u skladu sa UNI9219-DIN1001 propisima.
- Aksijalni ventilator sa cilindričnim kućištem (CC Serije) zaštićen od spoljašnjih uticaja epoxy farbom.Radno kolo sa aerofil profilom i promenjivim nagibnim uglom u stanju mirovanja, u termo-plastičnom materijalu.Glavčina od livenog aluminijuma.Radno kolo izrađeno od livenog aluminijuma kod (HT) verzije.
- Trofazni asinhroni motor je izrađen po IEC34IEC72 i 89/392 EEC-89/336 EEC-93/23 EEC standardima, CE kvalifikovan, B3 forma, IP55,motor klase F. Pogodan je za S1 režim (neprekidan rad pri stalnom opterećenju).

### DODATNI DELOVI :

- Vidi CC serije (4. poglavje).

### NA ZAHTEV :

- HT verzija za izvlačenja dima u slučaju požara , pare na 400°C /120 min, 200°C /120 min, 300°C /60 min.

Vidi 11. sekciju(TAV-HT).

### GENERAL DESCRIPTION

The fans of the TAV series, designed to extract large air volumes, are intended for direct or ducted ventilation of commercial and industrial buildings. Characteristic of this series is the vertical air stream which allows a better efficiency and faster dispersion of the smokes in the atmosphere. The shutter is designed to prevent the entry of the rain when the fan is not working. They can exhaust clean air up to max. temperature of 50°C in standard version, and 400°C for 120 minutes in the HT version, expressly designed for evacuation of smokes in case of fire. The series is based on 4 models (sizes 800, 900, 1000, 1120,1250,1400) and two speeds ( 4 and 6 poles). Fan and conveyor are provided in separate way.

### CONSTRUCTION

- Outer conveyor with panels in galvanized steel sheet complete with base in painted steel sheet.
- Double wing gravity shutter in aluminium sheet.
- Coupling plate to the fan in painted steel sheet.
- Outlet protection grid according to norms UNI9219 -DIN31001 and protected against atmospheric agents.
- Axial fan in cylindrical case (CC series), protected against atmospheric agents by epoxy paint. Impeller with aerofoil profile blades, variable pitch angle in still position, in thermo-plastic material ; hub in die-cast aluminium. Impeller completely in die-cast aluminium for HT version.
- Three-phase asynchronous motor according to IEC34-IEC72 , 89/392 EEC-89/336EEC 93/23EEC standards, CE marked . B3 form, IP55, class F. Suitable for S1 service (continuos working at constant load.

### ACCESSORIES

- See CC series (Section 4).

### UPON REQUEST

- Version for smoke evacuation in case of fire , suitable to exhaust fumes with temperature of 400°C for 2 hours, 200°C for 2 hours, 300°C for 1 hour. See section 11 (TAV-HT).

## PERFORMANSE / PERFORMANCE TAV

Pogledati performanse serije CC ( sekcija 4 ).Verzije veličine 800, 900, 1000, 1120 sa 4, 6 pola.Razmatrati gubitak pritisne sile izazvane žaluzinom , od oko pola dinamičkog pritiska od relevantnog CC ventilatora ( sekcija 4 ).
See performances of CC series (section 4). Sizes 800, 900, 1000, 1120 and 4, 6 poles versions. Consider a loss of head, caused by the shutter, of about half of the dynamic pressure of the ,CC fan (Section 4).

## DIMENZIJE / DIMENSIONS TAV

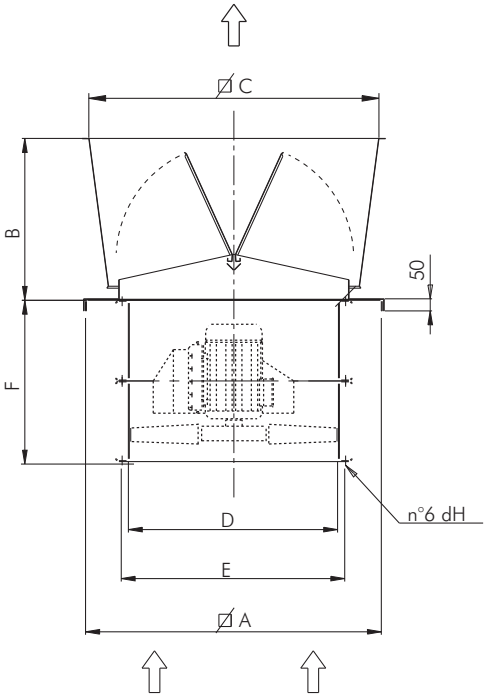


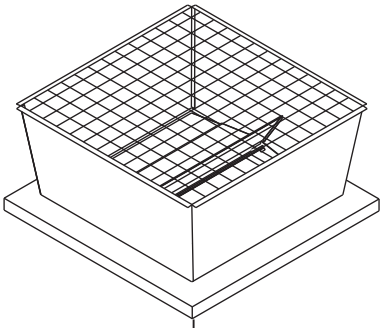

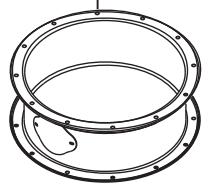

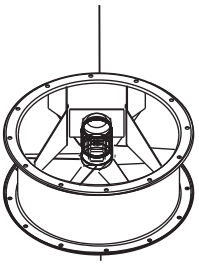

| Tip/Type | A | B | C | dD | dE | F | G | dH | Kg (*) |
|---|---|---|---|---|---|---|---|---|---|
| TAV 800 | 1180 | 630 | 1140 | 800 | 860 | 590 | 16 | 12 | 70 |
| TAV 900 | 1280 | 700 | 1250 | 900 | 970 | 690 | 16 | 16 | 80 |
| TAV 1000 | 1430 | 500 | 1300 | 1000 | 1070 | 760 | 16 | 16 | 90 |
| TAV 1120 | 1580 | 550 | 1470 | 1120 | 1190 | 760 | 20 | 16 | 120 |

Dimenzije u mm/Dimensions in mm
Važno: Dodati težinu ventilatora CC serije.
(*) Note: add the weight of fan series CC

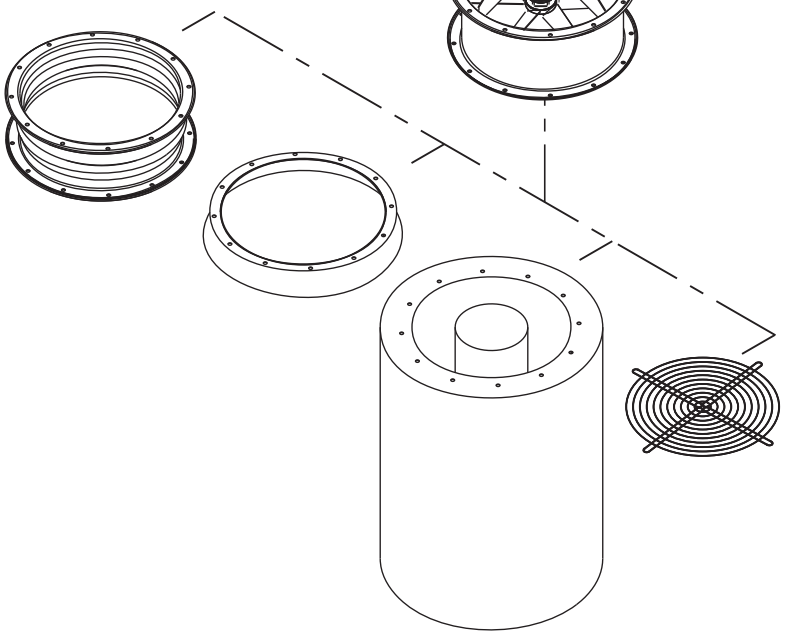

# TACC

## Aksijalni krovni ventilatori
## Axial roof fans

SEK. **2**

### OSNOVNI PODACI :

TACC krovni ventilatori su pogodni za izvlačenje velike količine vazduha.Zbog toga su delom dizajnirani za ventilaciju velikih prostorija-objekata,staklenika.... Glavne osobine TACC ventilatora su:velika snaga,laka ugradnja i održavanje,velika efikasnost ( zahvaljujući dizajnu i materijalu lopatica ),lako povezivanje na kanalne - cevne sisteme,mogućnost promene pravca strujanja vazduha (za uvlačenje vazduha). Pogodni su za transport čistog vazduha na temperaturi od maksimalnih 50°C.

### KONSTRUKCIJA :

- Fiksirajuće postolje je izrađeno od galvanizovanog čelika.
- Radno kolo izrađeno od techno-polymer-a , glavčina od livenog aluminijuma.
- Poklopac izrađen od poliester-fiberglasa otpornog na spoljne uticaje.
- Strujane vazduha od motora ka radnom kolu.
-Spoljašnja zaštitna rešetka je od čelične šipke, izrađena je u skladu sa UNI9219-DIN31001 propisima i zaštićena od atmosferskih uticaja.
- Asinhroni trofazni ili monofazni motori se izrađuju po IEC34-IEC72 i 89/392 EEC-89/336 EEC-73/23 EEC međunarodnim standardima, CE kvalifikovani, IP55, motor klase F. Pogodni su za S1 režim (neprekidan rad pri stalnom opterećenju).

### DODATNI DELOVI :

- Unutrašnja gravitaciona žaluzina.
- Prigušivači zvuka (GR).
- Ugradni temelj ventilatora (CB).
- Montažno postolje ventilatora za valovite krovne ploče (BA).
- Zaštitna rešetka sa strane motora (CCRC)
- Servisni prekidač.

### GENERAL DESCRIPTION

*These roof fans are suitable for extracting large air volumes. Therefore they are particularly designed for air exchange of large volume premises and plants. Main features of TACC series are high strenght and easy of installation and maintenance, high efficiency (thanks to impeller with airfoil blades), possibility to be easily ducted, possibility of reverse flow (for air intake). The use of the TACC series is meant for clean air with max. temperature of +50°C.*

### CONSTRUCTION

- *Fixing base in galvanized steel sheet.*
- *Impeller with aerofoil profile blades in techno-polymer material and die-cast aluminium hub. Variable pitch angle in still position.*
- *Upper cover in polyester-fiberglass loaded, resistant to atmospheric agents.*
- *Air flow from motor to impeller.*
- *Protection guard on outlet side, in steel rod, manufactured according to rules UNI9219 - DIN31001 and protected against the atmospheric agents.*
- *Asynchronous three-phase or single-phase motor according to international standards IEC34-IEC72 and 89/392 EEC-89/336 EEC-73/23 EEC, CE marked. IP55, class F. S1 service (continuous working at constant load).*

### ACCESSORIES

- *Inlet gravity shutter.*
- *Silencers (GR).*
- *Counter-base to be walled up (CB).*
- *Adaptation base for corrugated roof coverings (BA).*
- *Motor side protection grid (CCRC).*
- *Service switch.*

Frekvencija 50 Hz - Temperatura vazduha 15°C – Barometarski pritisak760 mm Hg – Specifična težina vazduha1,22 Kg/m3
*Frequency 50Hz – Air temperature 15°C – Barometric pressure 760 mm Hg – Air specific weight 1,22 Kg/m3*

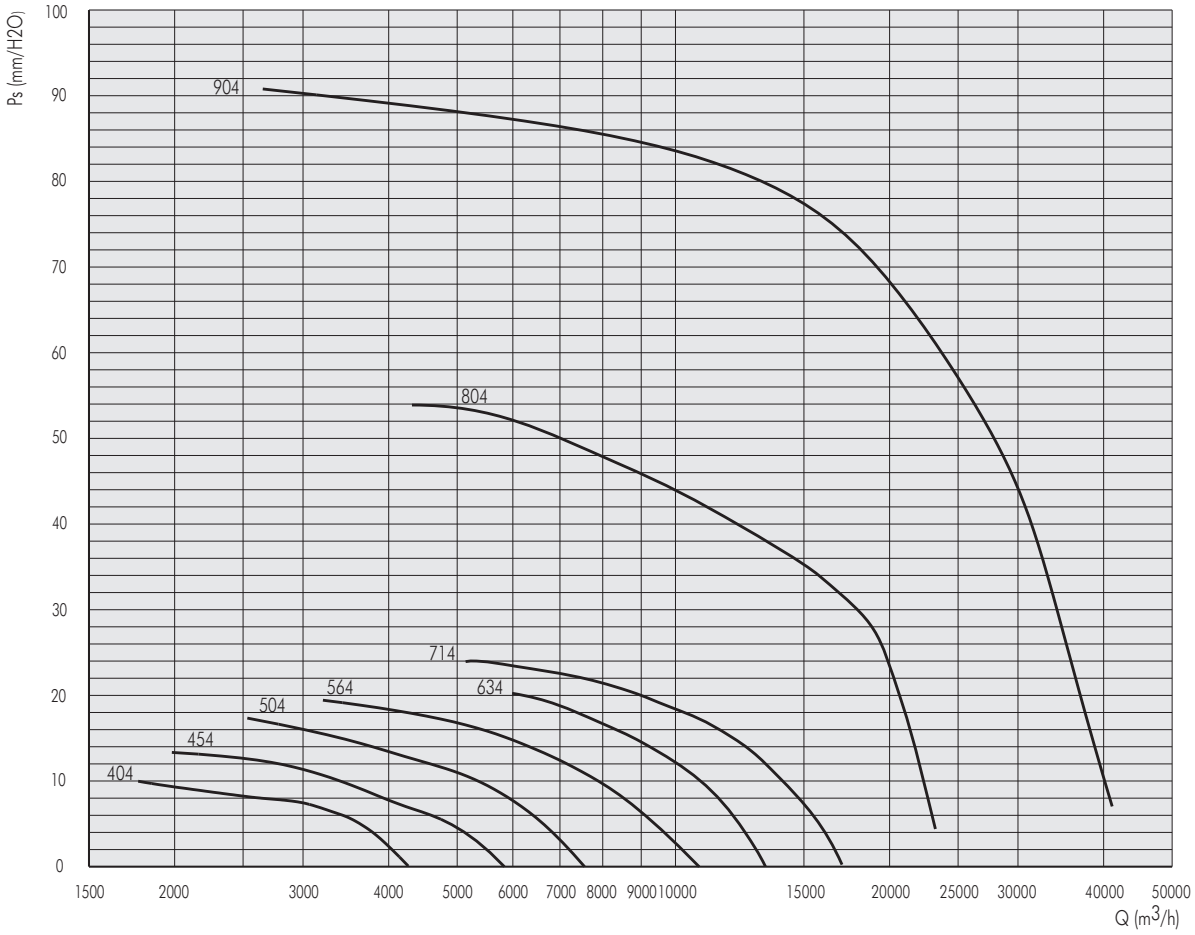




| Tip/Type | U | Pm (kW) | In max (A) | rpm | IP/CL | Lp dB(A) |
|---|---|---|---|---|---|---|
| TACC 404 | M | 0,18 | 1,6 | 1380 | 55/F | 52 |
| TACC 404 | T | 0,18 | 0,65 | 1380 | 55/F | 52 |
| TACC 454 | M | 0,37 | 2,9 | 1380 | 55/F | 56 |
| TACC 454 | T | 0,37 | 1,2 | 1380 | 55/F | 56 |
| TACC 504 | M | 0,55 | 4,4 | 1380 | 55/F | 59 |
| TACC 504 | T | 0,55 | 1,6 | 1380 | 55/F | 59 |
| TACC 564 | T | 0,75 | 2 | 1380 | 55/F | 61 |
| TACC 634 | T | 1,1 | 2,8 | 1380 | 55/F | 64 |
| TACC 714 | T | 2,2 | 5,3 | 1380 | 55/F | 68 |
| TACC 804 | T | 4 | 9,4 | 1380 | 55/F | 72 |
| TACC 904 | T | 9,2 | 17,3 | 1380 | 55/F | 77 |

Frekvencija 50 Hz - Temperatura vazduha 15°C – Barometarski pritisak760 mm Hg – Specifična težina vazduha1,22 Kg/m3
*Frequency 50Hz – Air temperature 15°C – Barometric pressure 760 mm Hg – Air specific weight 1,22 Kg/m3*



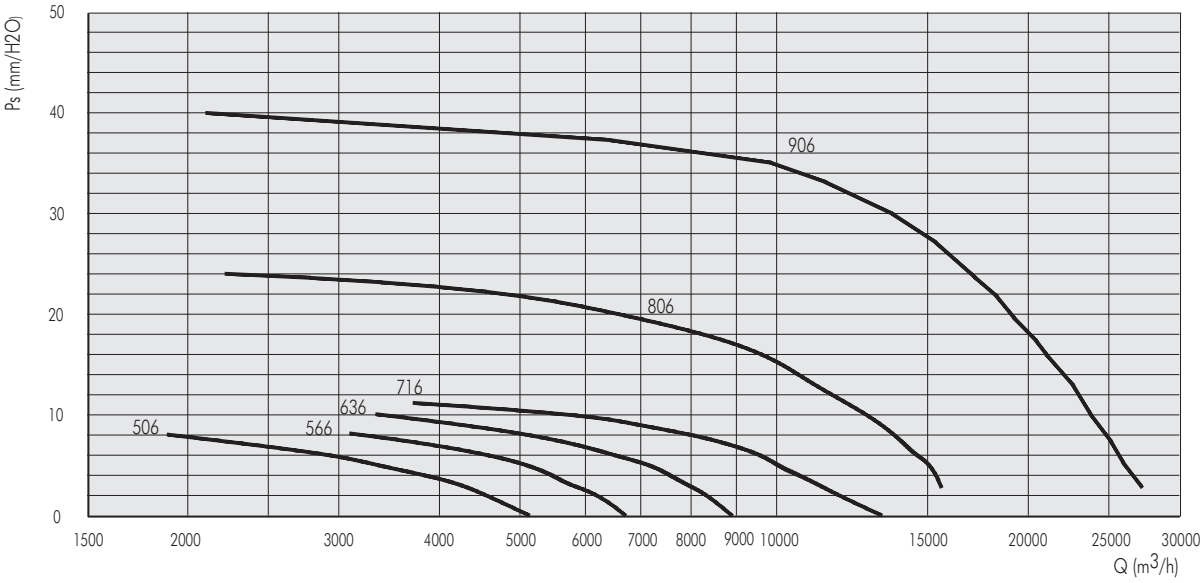


| Tip/Type | U | Pm (kW) | In max (A) | rpm | IP/CL | Lp dB(A) |
|---|---|---|---|---|---|---|
| TACC 506 | T | 0,18 | 0,82 | 1380 | 55/F | 57 |
| TACC 566 | T | 0,26 | 1,1 | 1380 | 55/F | 60 |
| TACC 636 | T | 0,37 | 1,2 | 1380 | 55/F | 63 |
| TACC 716 | T | 0,75 | 2,5 | 1380 | 55/F | 65 |
| TACC 806 | T | 1,5 | 4,2 | 1380 | 55/F | 70 |
| TACC 906 | T | 3 | 7,2 | 1380 | 55/F | 75 |

## DIMENZIJE / DIMENSIONS TACC

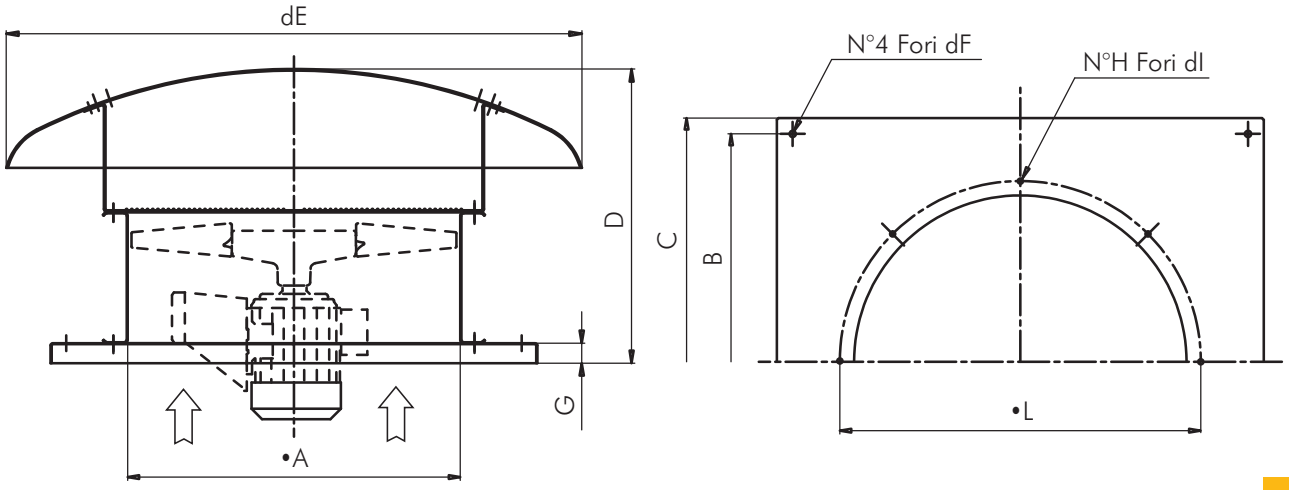


| Tip/Type | dA | B | C | D | dE | dF | G | H | dI | dL | Kg |
|---|---|---|---|---|---|---|---|---|---|---|---|
| TACC 400 | 400 | 600 | 650 | 515 | 900 | 12 | 38 | 8 | 12 | 450 | 38 |
| TACC 450 | 450 | 600 | 650 | 525 | 900 | 12 | 38 | 8 | 12 | 500 | 45 |
| TACC 500 | 500 | 710 | 760 | 555 | 900 | 12 | 38 | 12 | 12 | 560 | 47 |
| TACC 560 | 560 | 710 | 760 | 550 | 1100 | 12 | 38 | 12 | 12 | 620 | 52 |
| TACC 630 | 630 | 870 | 930 | 565 | 1100 | 12 | 38 | 12 | 12 | 690 | 69 |
| TACC 710 | 710 | 870 | 930 | 670 | 1300 | 12 | 38 | 16 | 12 | 770 | 80 |
| TACC 800 | 800 | 1030 | 1100 | 800 | 1300 | 12 | 38 | 16 | 12 | 860 | 140 |
| TACC 900 | 900 | 1220 | 1300 | 780 | 1600 | 16 | 50 | 16 | 16 | 970 | 210 |

Dimenzije u mm/*Dimensions in mm*



## DODATNI DELOVI / ACCESSORIES TACC

### GRAVITACIONA ŽALUZINA / GRAVITY SHUTTER

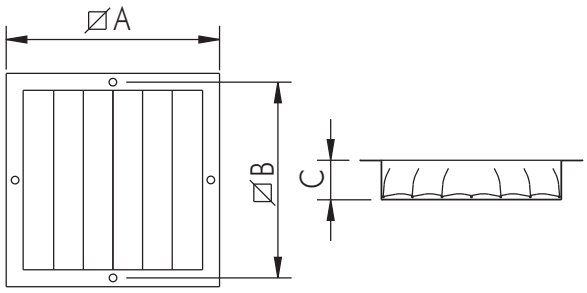


| Tip/Type | A | B | C | kg |
|---|---|---|---|---|
| 40 | 465 | 450 | 240 | 6 |
| 45 | 520 | 500 | 260 | 7 |
| 50 | 580 | 560 | 260 | 8 |
| 56 | 640 | 620 | 280 | 9 |
| 63 | 710 | 690 | 300 | 10 |
| 71 | 790 | 770 | 300 | 11 |
| 80 | 880 | 860 | 300 | 13 |
| 90 | 1000 | 970 | 350 | 15 |

Dimenzije u mm/*Dimensions in mm*

### UGRADNI TEMELJ / COUNTER BASE TO BE WALLED UP

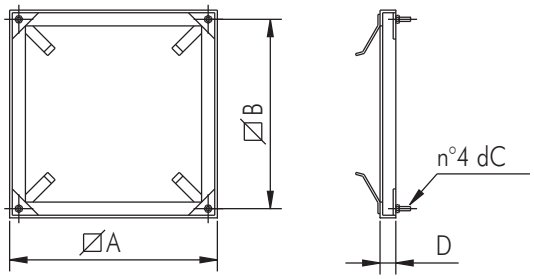


| Tip/Type | A | B | C | kg |
|---|---|---|---|---|
| 40 - 45 | 630 | 600 | M8x30 | 3 |
| 50 - 56 | 740 | 710 | M10x40 | 3,6 |
| 63 - 71 | 900 | 870 | M10x40 | 4 |
| 80 | 1080 | 1030 | M10x40 | 7 |
| 90 | 1270 | 1220 | M 12x40 | 15 |

Dimenzije u mm/*Dimensions in mm*

## MONTAŽNO POSTOLJE ZA KROVNE VENTILATORE / SUPPORT BASE FOR ROOF

BA 10x177
BA 10X146





BA 3X177



RD

### OSNOVNI PODACI :

BA montažna postolja i RD reducirni elementi su pogodni za ugradnju krovnih ventilatora na valovitim krovnim pločama.(BA) montažna postolja su pogodna za krovne ventilatore sa osnovnim postoljem veličine 930x930 mm ili većim.Sa pogodnim reducirnim elementom (RD) moguće je koristiti osnovno postolje krovnih ventilatora minimalne veličine 500x500.Reducir (RD) je poseban element sa mogućnošću usklađivanja istog sa veličinom datog ventilatora.

### VERZIJE :

BA 10x177: Pogodan za EUROONDA
krovne ploče sa debljinom profila 51mm, sa razmakom valova 177mm, nagibom od 10% po propisu UNI3949/77 i ISO R936.
BA 3x177: Pogodan za EUROONDA krovne ploče sa debljinom profila 51mm i sa razmakom valova 177mm a izrađuje se sa radijusom savijanja poluprečnika od 3m.
BA 10x146: Pogodan za EUROONDA krovne ploče sa debljinom profila 48mm, sa razmakom valova 146mm i sa nagibom od 10% po propisima UNI 3949/77.
RD reducirni element.

### KONSTRUKCIJA :

Smola ojačana slojevitim fiberglasom. Krajnji proizvod je RAL 9002 svetle sive boje.Spoljašnja površina je otporna na atmosferske uticaje.

### UGRADNJA :

Korektna ugradnja predviđa poklapanje krovne ploče i reducirnog elemnta uzvodno i nizvodno, sa površinom vala od jedne četvrtine sa obe strane.

### GENERAL DESCRIPTION

*The support base BA and reduction RD are suitable for installation of roof fans on weaved coverings, avoiding detrimental stagnation of water near to the fan and expensive carpentry works.*
*The support base BA is suitable for roof fans having base 930mm X 930mm or bigger . With the suitable reduction RD it is possible to use the base for roof fans from a minimum base dimensions of 500 X 500 . The reduction RD is a single element with the possibility to remove the exceeding part by a single cut.*

### VERSIONS

- BA 10x177: *suitable for "EUROONDA" roof coverings pitch 177 mm, height 51 mm and 10% slope according to norms UNI 3949/77 – ISO R936.*
- BA 3x177: *suitable for "EUROONDA" roof coverings pitch 177 mm, height 51 mm and radius of curvature of the sheet of 3 meters.*
- BA 10x146: *suitable for "EUROONDA" roof coverings pitch146 mm, height 48 mm, and 10% slope according to norm UNI 3949/74.*
- *Reduction RD.*

### CONSTRUCTION

*In polyester resins strengthened with stratified fibre glass.*
*The finishing is RAL 9002 (light grey). The external surface is treated against the action of atmospheric agents.*

### INSTALLATION

*A correct laying foresees the overlap to the covering slab upstream and the underexposure downstream.*
*In addition it must be foreseen a side overlap of at least one and quarter wave for each side.*

## Dimenzije u mm/*Dimensions in mm*

BA 10x177
BA 10x146

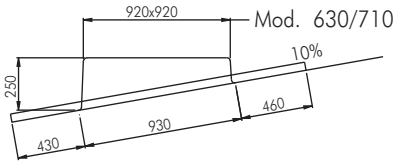


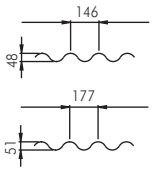


BA 3x177

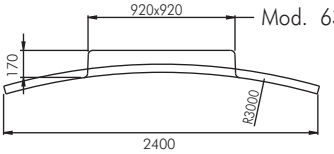


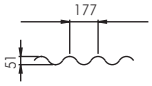


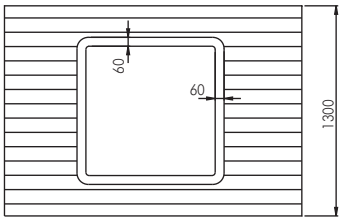


RD

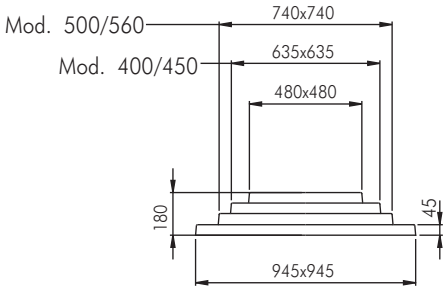


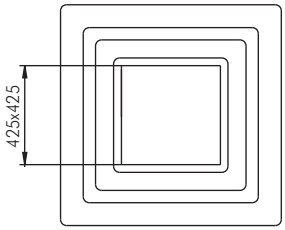



## LEGENDA/LEGEND

PS = Statički pritisak ( mm/H2O )
PD = Dinamički pritisak ( mm/H2O )
Pt = Totalni pritisak ( mm/H2O )
Q = Transport vazduha ( m3/H2O )
U = Nominalna voltaža ( V )
M = Nominalna voltaža i frekvencija mono faze ( 230 V–50 Hz)
T = Nominalna voltaža i frekvencija tro faze ( 400 V – 50 Hz )
Rpm = Broj obrataja motora
Pm = Snaga morora ( KW )
In = Nominalna apsorbna veličina ( A )
IP = Mehanička zaštita motora
CI = Kategorija izolacije motora
S = Spoljašnja površina ( m2 )
C = Brzina vazduha ( m/s )
Pd2 = Inertni moment ( Kgm2 )
Lp = Nivo pritiska zvuka ( dB )
Lw = Nivo jačine zvuka ( dB )
Reg. = Regulator brzine
P = n° Polovi
2 pola = 3000 obrtaja
4 pola = 1500 obrtaja
6 pola = 1000 obrtaja
8 pola = 750 obrtaja

Pažnja ! Nivo pritiska zvuka se meri u slobodnom prostoru od 1.5 m razmaka od centra ventilatora , u bilo kom pravcu sa unutrašnjom i spoljašnjom stranom spoljenom na cevni sistem.

Značajno ! Buka samog ventilatora će biti veća , ukoliko se ne meri u slobodnom prostoru.

Ostvarljivi standardi : testiranje karakteristika je vršeno u skladu sa DIN24163 standardom, testiranje akustike je u skladu sa DIN45635T38 standardom.

Ps = Static pressure (mm/$H_2O$)
Pd = Dynamic pressure (mm/$H_2O$)
Pt = Total pressure (mm/$H_2O$)
Q = Air delivery ($m^3$/h)
U = Rated voltage (V)
M = Rated voltage and frequency single-phase (230V-50Hz)
T = Rated voltage and frequency three-phase (400V-50Hz)
rpm = Nominal motor speed
Pm = Installed motor power (kW)
In = Nominal absorbed current (A)
IP = Motor mechanical protection
CI = Motor Insulation class
S = Outlet area ($m^2$)
C = Air velocity (m/s)
Pd2 = Impeller inertia moment ($Kgm^2$)
Lp = Sound pressure level (dB)
Lw = Sound power level (dB)
Reg. = Speed regulator
P = n° Poles
2 poles = 3000 nominal rpm
4 poles = 1500 nominal rpm
6 poles = 1000 nominal rpm
8 poles = 750 nominal rpm

Attention: the sound pressure level is measured in free field at 6 m from the fan centre, in any direction, with ducted inlet and free outlet.

Note: when selecting it is necessary to keep in mind that the noise of the fan, if not measured in free field, will be higher than the shown values.

Standards achieved: Performance tests according to DIN24163 standard - Acoustic tests according to DIN45635T38 standard

## FAKTORI PRETVARANJA / CONVERSION FACTORS

Snaga / Power

| | W | kW | CV |
|---|---|---|---|
| W | 1 | 0,001 | 0,00136 |
| kW | 1000 | 1 | 1,36 |
| CV | 735,5 | 0,7355 | 1 |

Pritisak / Pressure

| | Pa | mm/$H_2O$ | in.WG |
|---|---|---|---|
| Pa | 1 | 0,101972 | 0,00401 |
| mm/$H_2O$ | 9,807 | 1 | 0,0394 |
| in.WG | 249,09 | 25,4 | 1 |

Protok vazduha / Flow rate

| | $m^3$/s | $m^3$/h | cfm |
|---|---|---|---|
| $m^3$/s | 1 | 3600 | 2118,88 |
| $m^3$/h | 0,0002778 | 1 | 0,5886 |
| cfm | 0,0004719 | 1,6990 | 1 |

## KAKO NARUČITI / HOW TO ORDER

| Primer / Example: | Tip / Type | Model / Model | Voltaža / Voltage |
|---|---|---|---|
| | TAV | 906 | T |

| Primer / Example: | Tip / Type | Model /Model | Voltaža / Voltage |
|---|---|---|---|
| | TEA | 450 | T |