> PS-L

Ventilatori centrifughi pale rovesce per aria polverosa

Backward curved blade centrifugal fans for dusty air

DESCRIZIONE GENERALE

I ventilatori della serie PS-L trovano la loro principale applicazione negli impianti industriali di condizionamento, ventilazione, riscaldamento e filtrazione. Possono convogliare aria e fumi anche molto polverosi (non abrasivi), con temperatura max di 80°C nella configurazione standard e fino a 300°C con costruzioni speciali. La serie prevede esecuzioni direttamente accoppiate (esecuzione 4) e a trasmissione (esecuzione 1, 9 e 12). Adatto per portate elevate e pressioni medie.

COSTRUZIONE

- Cassa a spirale realizzata in lamiera d'acciaio e protetta contro gli agenti atmosferici con vernici a polveri epossipoliestiriche.
- Boccaglio d'aspirazione con ampio raggio realizzato in lamiera d'acciaio e protetto contro gli agenti atmosferici con vernici a polveri epossipoliestiriche.
- Girante a semplice aspirazione con pale rovesce curve ad alto rendimento aeraulico, realizzata in lamiera e verniciata con vernici a polveri epossipoliestiriche. Sono previste versioni per alte velocità di rotazione in classe 3a.
- Per esecuzione 1 – 9 – 12: supporto monoblocco realizzato in fusione di ghisa, con cuscinetti a sfera, progettati per agevolare le operazioni di lubrificazione. Cinghie di trasmissione, pulegge e supporto motore. Carter di protezione per le cinghie.
- Motore asincrono trifase a norme internazionali IEC 60034, IEC 60072, EMC 2004/108/CE, LVD 2006/95/CE e marcato CE IP55, classe F, idonei ad un servizio S1 (funzionamento continuo a carico costante).

ACCESSORI

- Tappo scarico condensa (TS)
- Portella d'ispezione (PI)
- Controflangia per bocca aspirante (CFA)
- Controflangia per bocca premente (CFP)
- Rete di protezione per bocca aspirante (RA)
- Rete di protezione per bocca premente (RP)
- Giunto antivibrante per bocca aspirante (GA)
- Giunto antivibrante per bocca premente (GP)
- Regolatore di portata in aspirazione
- Serranda ad alette contrapposte in premente
- Supporti antivibranti

A RICHIESTA

- Versione idonea al trasporto di gas caldi, max 150°C (PS-L/AT es 4).
- Versione idonea al trasporto di gas caldi, max 300°C (PS-L/AT es 1-12).
- Versione resistente all'azione corrosiva del gas trasportato, realizzata con cassa, boccaglio e girante in acciaio inossidabile AISI304 (PS-L/INOX).
- Versione ATEX: motore asincrono trifase II2G, II2D, II2GD a norme internazionali IEC 60034, IEC 60072, IEC 60079 e/o IEC 61241, EMC 2004/108/CE, LVD 2006/95/CE, con certificati ATEX e marcatura CE, IP 55/IP 65, classe F, idonei ad un servizio S1 (funzionamento continuo a carico costante).

GENERAL DESCRIPTION

Fans of PS-L series find their main application in industrial plants of conditioning, ventilation, heating and filtering; they can also be used as part of manufacturing process (wood industry, chemical industry, mills, mines, foundries, etc.). They can convey very dusty (not abrasive) air and smoke, with max. temperature of 80°C in the standard configuration and up to 300°C with specials constructions.The series foresees direct drive version (execution 4) and belt drive version (execution 1, 9 and 12). Suitable for high capacity, medium pressures.

CONSTRUCTION

- *Volute casing in steel sheet , protected against atmospheric agents by epoxy paint.*
- *Aerodynamically shaped inlet cone in steel sheet, protected against atmospheric agents by epoxy paint.*
- *Single inlet backward curved wheel with high efficiency, manufactured in steel sheet and epoxy painted. For high rotational speed, versions in class 3 are foreseen.*
- *For execution 1 – 9 – 12: mono-block support in cast iron with ball bearings, , designed for easy lubrication. Pulleys, belts and motor support. Belt protection guard.*
- *Asynchronous three-phase motors according to international standards IEC 600034, IEC 60072, EMC 2004/108/CE, LVD 2006/95/CE, CE marked, IP 55, class F, suitable to S1 service (continuous working at constant load).*

ACCESSORIES

- *Condensation drain hole (TS)*
- *Inspection door (PI)*
- *Inlet counter-flange (CFA)*
- *Outlet counter-flange (CFP)*
- *Inlet protection guard (RA)*
- *Outlet protection guard (RP)*
- *Inlet flexible connector (GA)*
- *Outlet flexible connector (GP)*
- *Inlet vane control*
- *Outlet setting shutter*
- *Anti-vibration mounts*

UPON REQUEST

- *High temperature version suitable for conveying hot gases, Max 150°C (PS-L/AT EX4).*
- *High temperature version suitable for conveying hot gases, Max 300°C (PS-L/AT EX1,12).*
- *Corrosion resistant version, manufactured with casing, inlet side and impeller in stainless steel AISI304 (PS-L/INOX).*
- *ATEX version, with asynchronous three-phase motors II2G, II2D, II2GD according to international standards IEC 60034, IEC 60072, IEC 60079 and/or IEC61241, EMC 2004/108/CE, LVD 2006/95/CE, with Atex certification, CE marked, IP55/IP 65, class F, suitable to S1 service (continuous working at constant load).*

sez. 6
pag. 23

ORIENTAMENTI *Discharge angles*

Rotazione Rotation RD	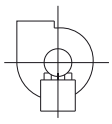	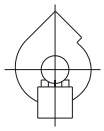	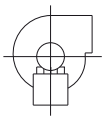	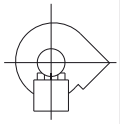	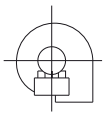		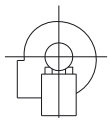	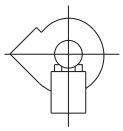
Forma-Form	0	45	90	135	180(*)	225(*)	270	315
Rotazione Rotation LG	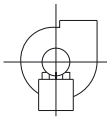		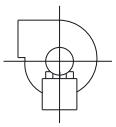				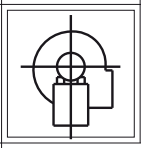	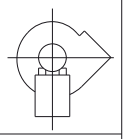
Altezza-Height	E1				E2		E3	

NB.: Orientamento standard **LG270°** / *Standard orientation **LG270°***
(*) Richiede costruzione speciale / *Request special construction*

ESECUZIONI *Executions*

4: Girante a sbalzo direttamente accoppiata al motore, sostenuto dalla base/sedia.
4: Impeller directly coupled to the motor supported by the motor support base.

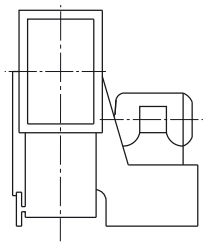

1: Predisposizione all'accoppiamento con cinghie e pulegge, girante a sbalzo, direttamente accoppiata a supporto sostenuto dalla base/sedia.
1: Arrangement for belt drive with impeller directly coupled to the support shaft carried by the motor support base.

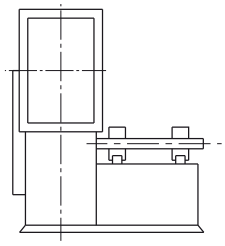

9: Come esecuzione 1 con predisposizione al montaggio del motore posto sul fianco della base/sedia.
9: Same as execution 1 with arrangement for the motor assembled on the side of the support base.

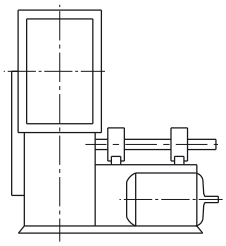

12: come esecuzione 1 con predisposizione al montaggio del motore e ventilatore su unico telaio di fondazione.
12: same as execution 1 with arrangement for fan and motor mounted on common basement.

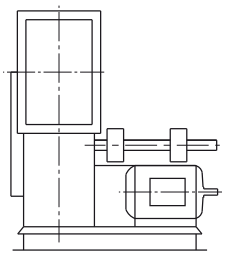

POSIZIONE MOTORE *Motor position*

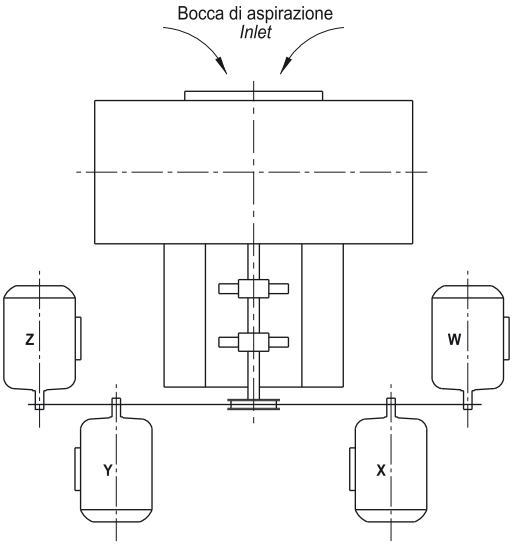

PRESTAZIONI *Performance*

Frequenza 50Hz – Temperatura dell'aria 15°C – Pressione barometrica 760 mm Hg – Peso specifico dell'aria 1,22 Kg/m3
Frequency 50Hz – Air temperature 15°C – Barometric pressure 760 mm Hg – Air specific weight 1,22 Kg/m3

Lp: livello di pressione sonora rilevato a 1,50 m - ***Lp:*** *sound pression level measured at 1,50 m*

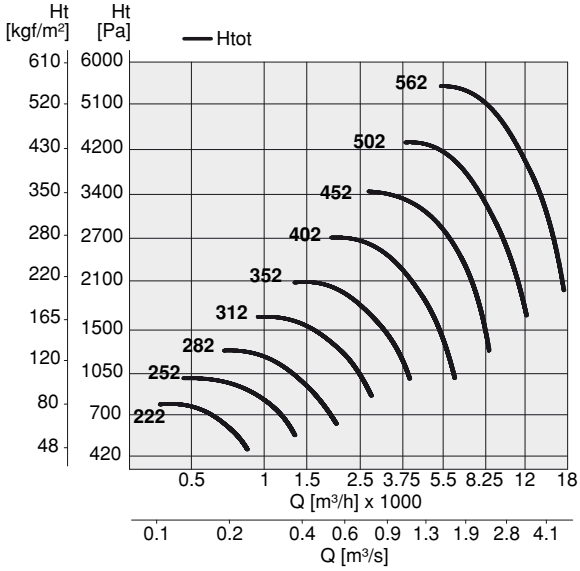

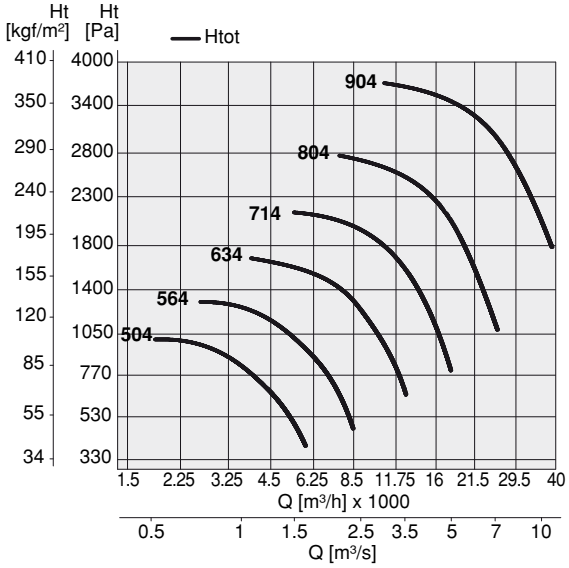

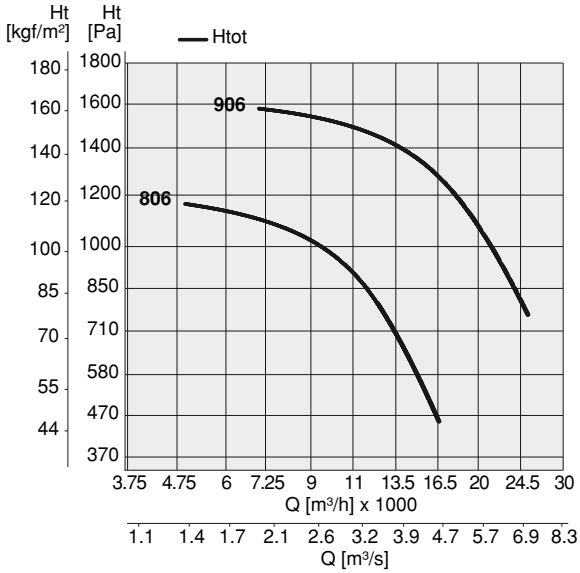

PS-L 22

Tipo Type	Modello Model	U	P	Pm (kW)	In (A)	IP/CL	Lp dB(A)
PS-L	222	T	2	0,18	0,60	55/F	62

Limiti d'impiego - *Operational limit*

Tipo Type	Modello Model	Q max (m³/h)	Pt min (mm H_2O)	C max (m/s)	S (m²)	Pd² (kgm²)	Mot. (Gr)
PS-L	222	850	47	19,64	0,012	0,08	63

PS-L 25

Tipo Type	Modello Model	U	P	Pm (kW)	In (A)	IP/CL	Lp dB(A)
PS-L	252	T	2	0,37	1,10	55/F	62

Limiti d'impiego - *Operational limit*

Tipo Type	Modello Model	Q max (m³/h)	Pt min (mm H_2O)	C max (m/s)	S (m²)	Pd² (kgm²)	Mot. (Gr)
PS-L	252	1335	56	12,39	0,03	0,10	71

PS-L 28

Tipo Type	Modello Model	U	P	Pm (kW)	In (A)	IP/CL	Lp dB(A)
PS-L	282	T	2	0,75	1,90	55/F	64

Limiti d'impiego - *Operational limit*

Tipo Type	Modello Model	Q max (m³/h)	Pt min (mm H_2O)	C max (m/s)	S (m²)	Pd² (kgm²)	Mot. (Gr)
PS-L	282	1980	64	14,53	0,038	0,16	80

PS-L 31

Tipo Type	Modello Model	U	P	Pm (kW)	In (A)	IP/CL	Lp dB(A)
PS-L	312	T	2	1,50	3,40	55/F	70

Limiti d'impiego - *Operational limit*

Tipo Type	Modello Model	Q max (m³/h)	Pt min (mm H_2O)	C max (m/s)	S (m²)	Pd² (kgm²)	Mot. (Gr)
PS-L	312	2760	87	16,35	0,047	0,21	90

sez. 6
pag. 25

Frequenza 50Hz – Temperatura dell'aria 15°C – Pressione barometrica 760 mm Hg – Peso specifico dell'aria 1,22 Kg/m3
Frequency 50Hz – Air temperature 15°C – Barometric pressure 760 mm Hg – Air specific weight 1,22 Kg/m3

Lp: livello di pressione sonora rilevato a 1,50 m - ***Lp:*** *sound pression level measured at 1,50 m*

PS-L 35

Tipo Type	Modello Model	U	P	Pm (kW)	In (A)	IP/CL	Lp dB(A)
PS-L	352	T	2	2,20	4,90	55/F	73

Limiti d'impiego - *Operational limit*

Tipo Type	Modello Model	Q max (m^3/h)	Pt min (mm H_2O)	C max (m/s)	S (m^2)	Pd^2 (kgm^2)	Mot. (Gr)
PS-L	352	3860	114	18,20	0,059	0,50	90

Limite massimo dei giri in funzione della temperatura dell'aria - *Maximum rpm with regard to air temperature*

Temperatura aria Air temperature	rpm	Costruzione Construction
0°C – 100°C	4000	Standard
100°C – 200°C	3550	Alta temperatura/High temperature (PSL-AT)
200°C – 300°C	3150	Alta temperatura/High temperature (PSL-AT)

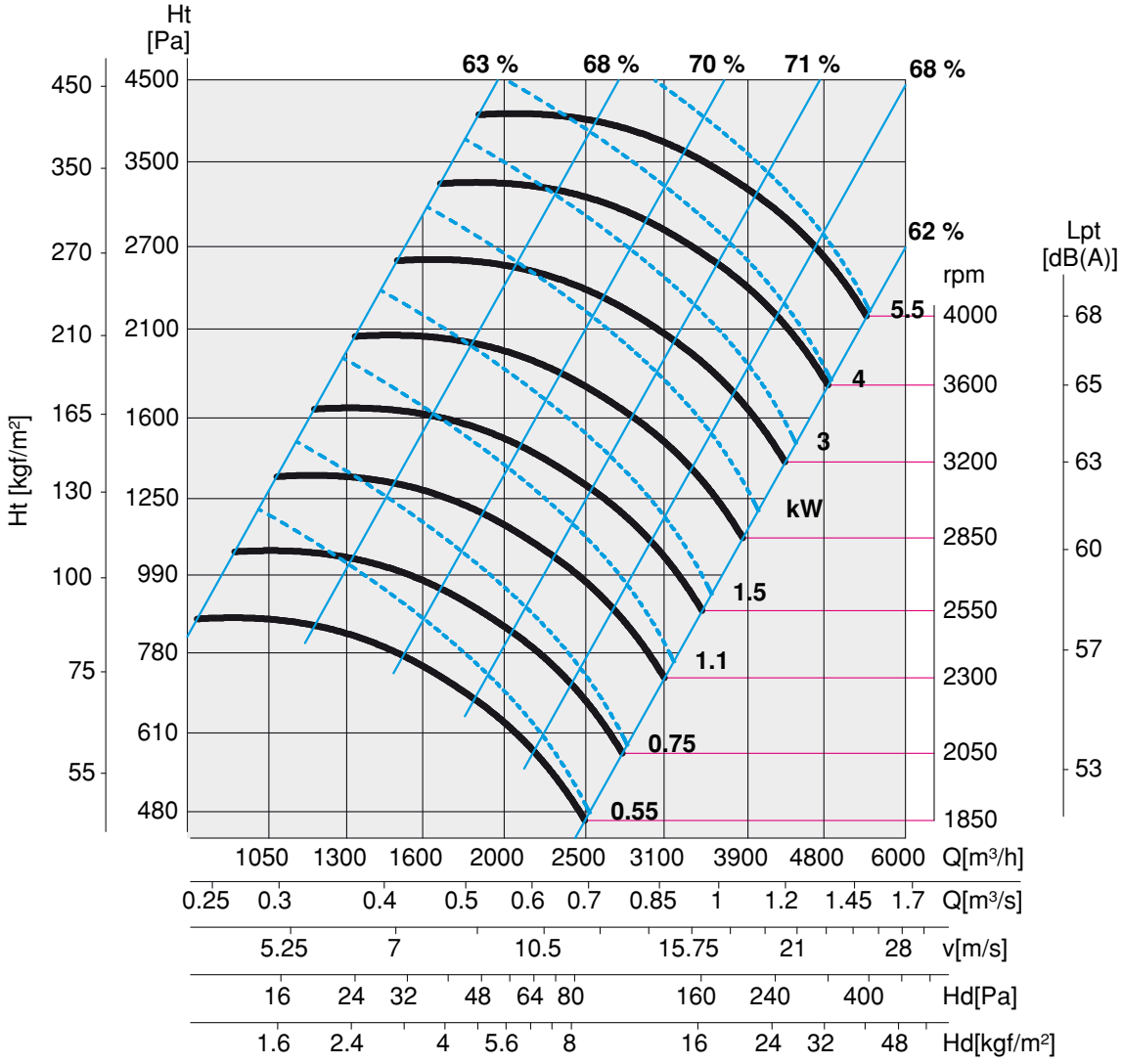

sez. 6
pag. 26

Frequenza 50Hz – Temperatura dell'aria 15°C – Pressione barometrica 760 mm Hg – Peso specifico dell'aria 1,22 Kg/m3
Frequency 50Hz – Air temperature 15°C – Barometric pressure 760 mm Hg – Air specific weight 1,22 Kg/m3

Lp: livello di pressione sonora rilevato a 1,50 m - ***Lp:*** *sound pression level measured at 1,50 m*

PS-L 40

Tipo Type	Modello Model	U	P	Pm (kW)	In (A)	IP/CL	Lp dB(A)
PS-L	402	T	2	4,00	8,00	55/F	77

Limiti d'impiego - *Operational limit*

Tipo Type	Modello Model	Q max (m^3/h)	Pt min (mm H_2O)	C max (m/s)	S (m^2)	Pd^2 (kgm^2)	Mot. (Gr)
PS-L	402	6120	104	23,28	0,073	0,80	112

Limite massimo dei giri in funzione della temperatura dell'aria - *Maximum rpm with regard to air temperature*

Temperatura aria Air temperature	rpm	Costruzione Construction
0°C – 100°C	3550	Standard
100°C – 200°C	3150	Alta temperatura/High temperature (PSL-AT)
200°C – 300°C	2800	Alta temperatura/High temperature (PSL-AT)

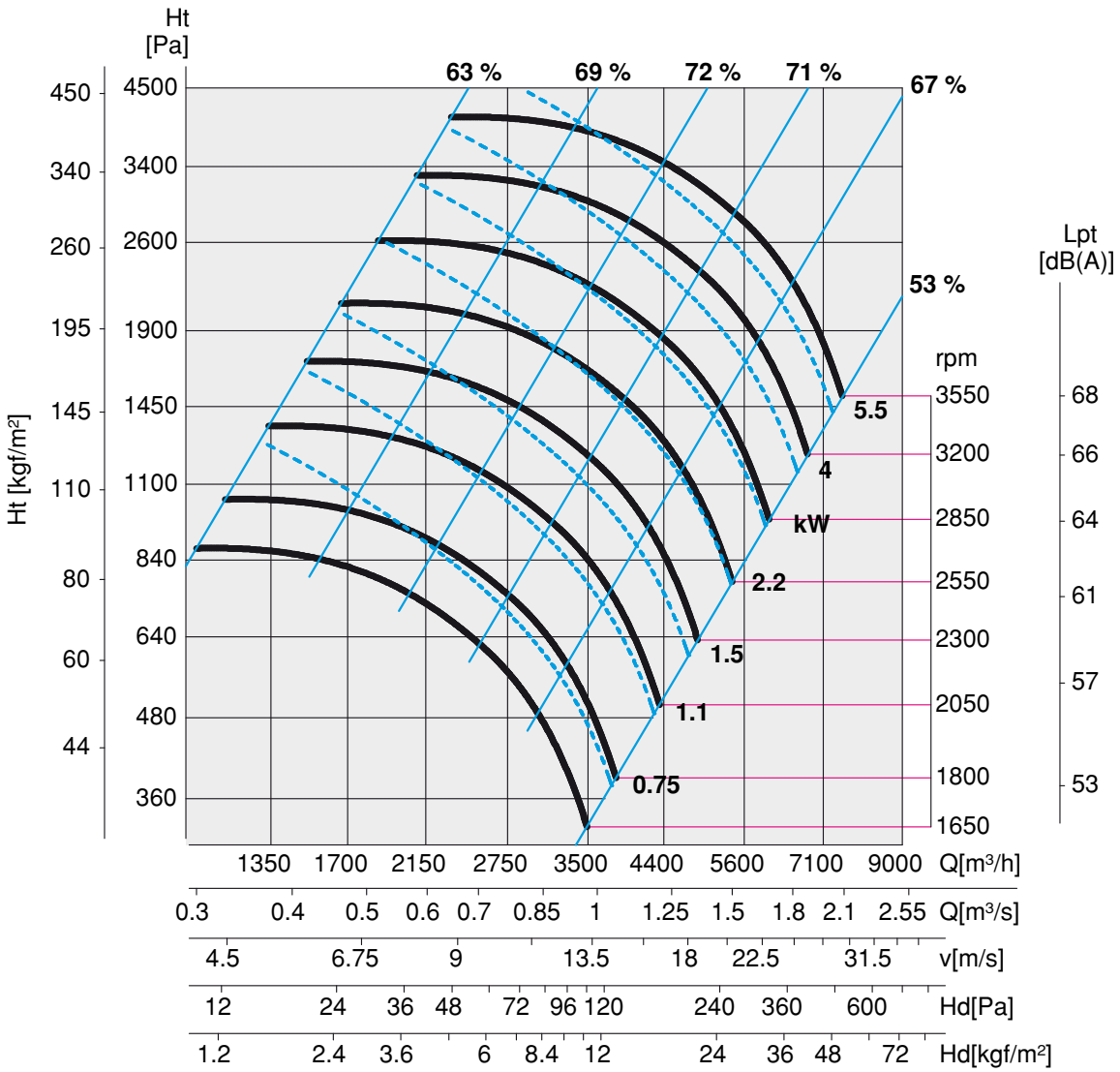

sez. 6
pag. 27

Frequenza 50Hz – Temperatura dell'aria 15°C – Pressione barometrica 760 mm Hg – Peso specifico dell'aria 1,22 Kg/m3
Frequency 50Hz – Air temperature 15°C – Barometric pressure 760 mm Hg – Air specific weight 1,22 Kg/m3

Lp: livello di pressione sonora rilevato a 1,50 m - ***Lp:*** *sound pression level measured at 1,50 m*

PS-L 45

Tipo Type	Modello Model	U	P	Pm (kW)	In (A)	IP/CL	Lp dB(A)
PS-L	**452**	T	2	7,50	14,10	55/F	80

Limiti d'impiego - *Operational limit*

Tipo Type	Modello Model	Q max (m^3/h)	Pt min (mm H_2O)	C max (m/s)	S (m^2)	Pd^2 (kgm^2)	Mot. (Gr)
PS-L	**452**	8500	132	25,66	0,092	1,40	132

Limite massimo dei giri in funzione della temperatura dell'aria - *Maximum rpm with regard to air temperature*

Temperatura aria Air temperature	rpm	Costruzione Construction
0°C – 100°C	3150	Standard
100°C – 200°C	2800	Alta temperatura/High temperature (PSL-AT)
200°C – 300°C	2500	Alta temperatura/High temperature (PSL-AT)

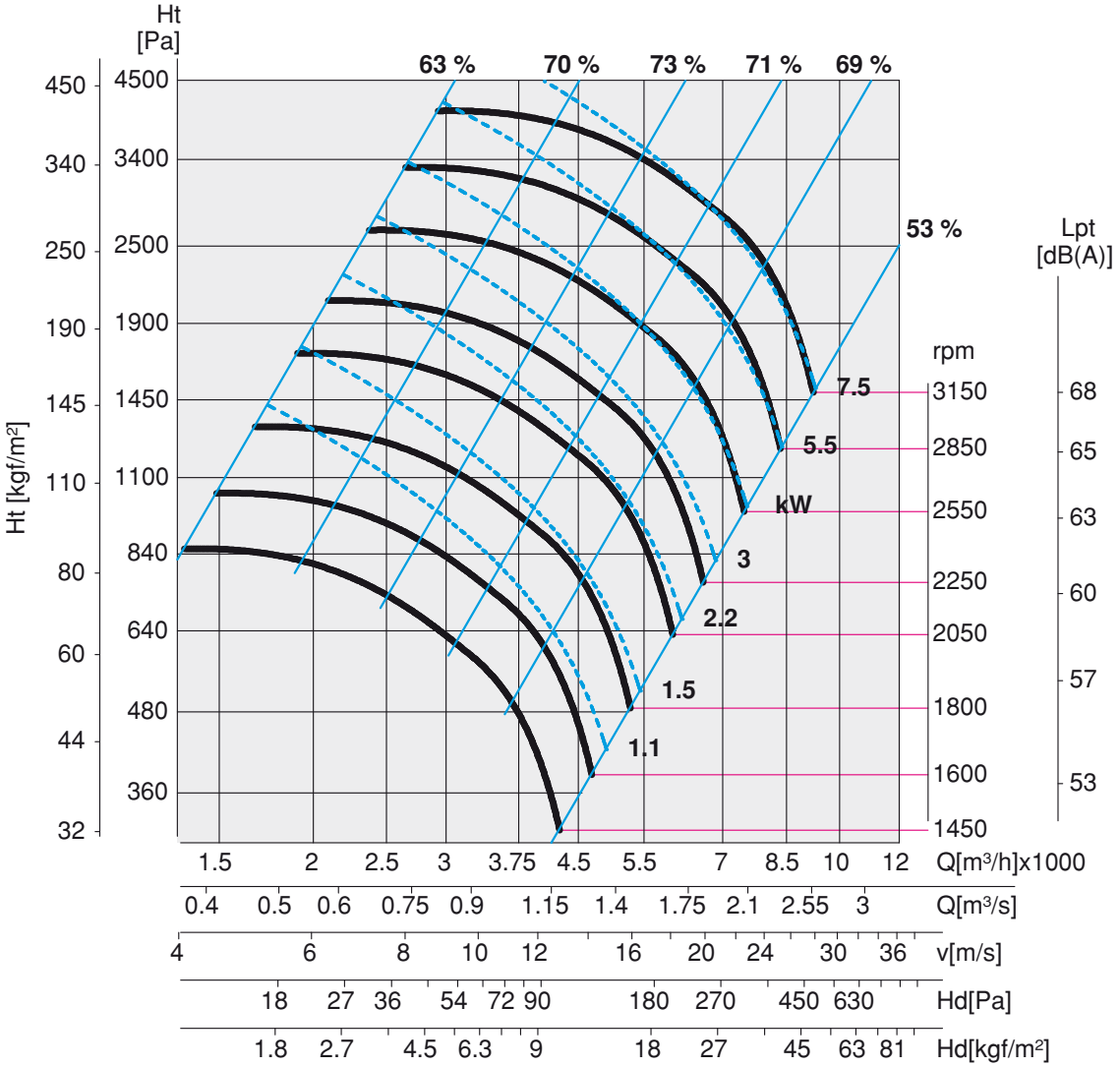

sez. 6
pag. 28

Frequenza 50Hz – Temperatura dell'aria 15°C – Pressione barometrica 760 mm Hg – Peso specifico dell'aria 1,22 Kg/m3
Frequency 50Hz – Air temperature 15°C – Barometric pressure 760 mm Hg – Air specific weight 1,22 Kg/m3

Lp: livello di pressione sonora rilevato a 1,50 m - ***Lp:*** *sound pression level measured at 1,50 m*

PS-L 50

Tipo Type	Modello Model	U	P	Pm (kW)	In (A)	IP/CL	Lp dB(A)
PS-L	**502**	T	2	15,00	27,50	55/F	84
PS-L	**504**	T	4	1,50	3,60	55/F	68

Limiti d'impiego - *Operational limit*

Tipo Type	Modello Model	Q max (m^3/h)	Pt min (mm H_2O)	C max (m/s)	S (m^2)	Pd^2 (kgm^2)	Mot. (Gr)
PS-L	**502**	12130	171	29,05	0,116	2,60	160
PS-L	**504**	5850	40	14,02	0,116	2,60	90

Limite massimo dei giri in funzione della temperatura dell'aria - *Maximum rpm with regard to air temperature*

Temperatura aria Air temperature	rpm	Costruzione Construction
0°C – 100°C	2800	Standard
100°C – 200°C	2500	Alta temperatura/High temperature (PSL-AT)
200°C – 300°C	2250	Alta temperatura/High temperature (PSL-AT)

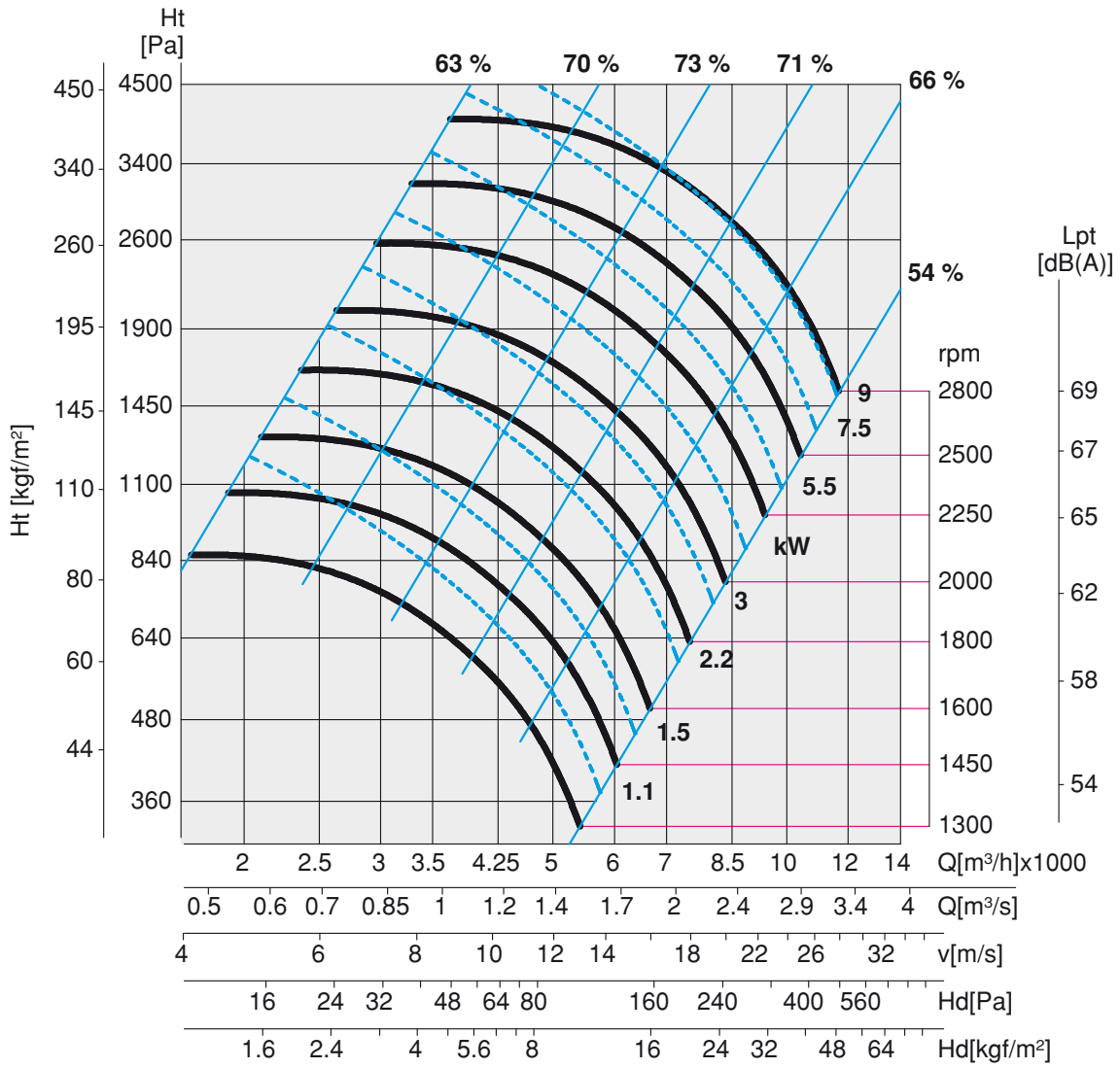

Frequenza 50Hz – Temperatura dell'aria 15°C – Pressione barometrica 760 mm Hg – Peso specifico dell'aria 1,22 Kg/m3
Frequency 50Hz – Air temperature 15°C – Barometric pressure 760 mm Hg – Air specific weight 1,22 Kg/m3

Lp: livello di pressione sonora rilevato a 1,50 m - ***Lp:*** *sound pression level measured at 1,50 m*

PS-L 56

Tipo Type	Modello Model	U	P	Pm (kW)	In (A)	IP/CL	Lp dB(A)
PS-L	**562**	T	2	22,00	39,50	55/F	87
PS-L	**564**	T	4	3,00	6,80	55/F	70

Limiti d'impiego - *Operational limit*

Tipo Type	Modello Model	Q max (m^3/h)	Pt min (mm H_2O)	C max (m/s)	S (m^2)	Pd^2 (kgm^2)	Mot. (Gr)
PS-L	**562**	17350	202	33,24	0,145	3,80	180
PS-L	**564**	8450	48	16,19	0,145	3,80	100

Limite massimo dei giri in funzione della temperatura dell'aria - *Maximum rpm with regard to air temperature*

Temperatura aria Air temperature	rpm	Costruzione Construction
0°C – 100°C	2500	Standard
100°C – 200°C	2250	Alta temperatura/High temperature (PSL-AT)
200°C – 300°C	2000	Alta temperatura/High temperature (PSL-AT)

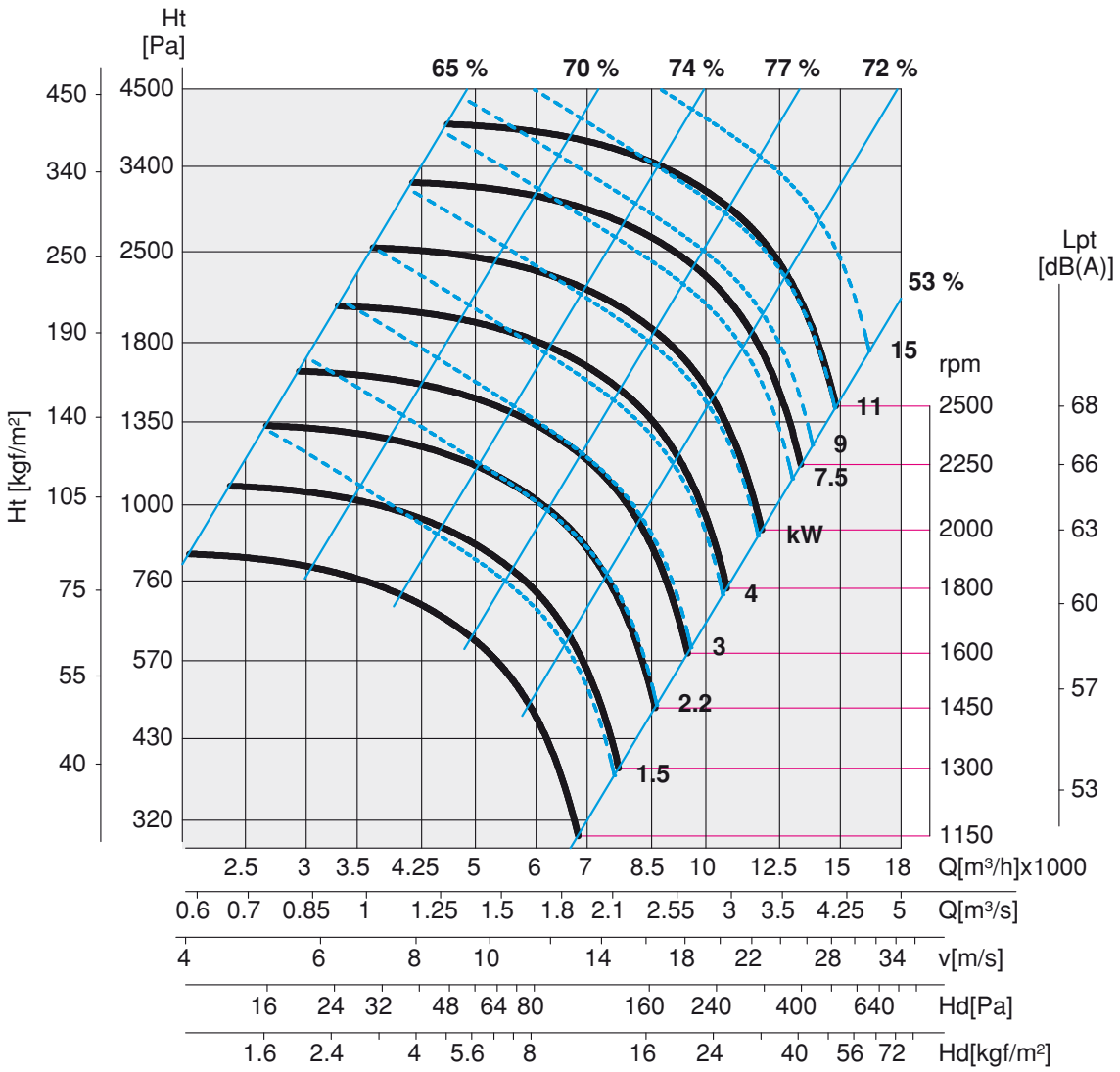

sez. 6
pag. 30

Frequenza 50Hz – Temperatura dell'aria 15°C – Pressione barometrica 760 mm Hg – Peso specifico dell'aria 1,22 Kg/m3
Frequency 50Hz – Air temperature 15°C – Barometric pressure 760 mm Hg – Air specific weight 1,22 Kg/m3

Lp: livello di pressione sonora rilevato a 1,50 m - ***Lp:*** *sound pression level measured at 1,50 m*

PS-L 63

Tipo Type	Modello Model	U	P	Pm (kW)	In (A)	IP/CL	Lp dB(A)
PS-L	**634**	T	4	5,50	11,30	55/F	73

Limiti d'impiego - *Operational limit*

Tipo Type	Modello Model	Q max (m^3/h)	Pt min (mm H_2O)	C max (m/s)	S (m^2)	Pd² (kgm^2)	Mot. (Gr)
PS-L	**634**	12700	66	19,28	0,183	6,70	132

Limite massimo dei giri in funzione della temperatura dell'aria - *Maximum rpm with regard to air temperature*

Temperatura aria Air temperature	rpm	Costruzione Construction
0°C – 100°C	2250	Standard
100°C – 200°C	2000	Alta temperatura/High temperature (PSL-AT)
200°C – 300°C	1800	Alta temperatura/High temperature (PSL-AT)

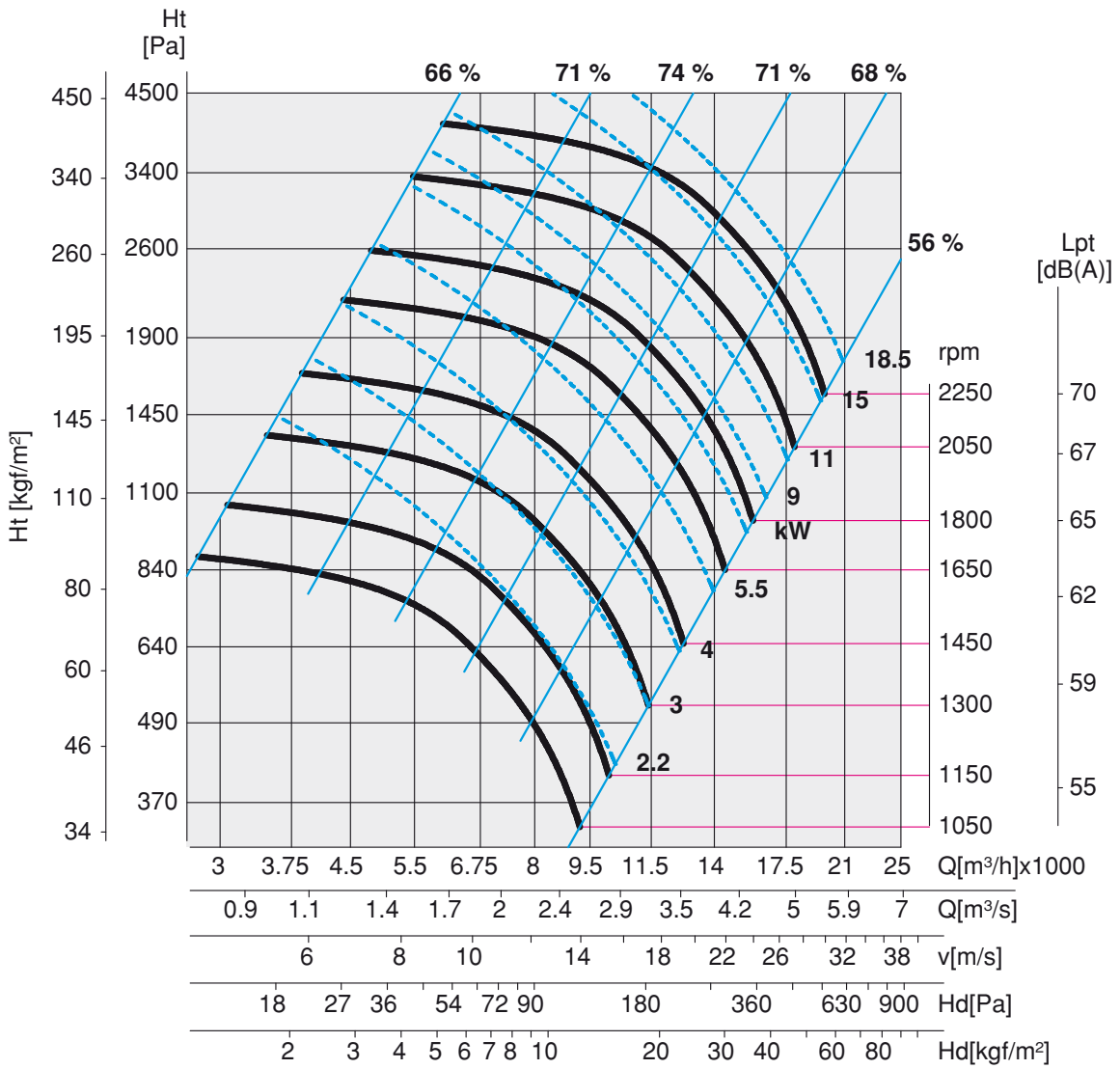

sez. 6
pag. 31

Frequenza 50Hz – Temperatura dell'aria 15°C – Pressione barometrica 760 mm Hg – Peso specifico dell'aria 1,22 Kg/m3
Frequency 50Hz – Air temperature 15°C – Barometric pressure 760 mm Hg – Air specific weight 1,22 Kg/m3

Lp: livello di pressione sonora rilevato a 1,50 m - ***Lp:*** *sound pression level measured at 1,50 m*

PS-L 71

Tipo Type	Modello Model	U	P	Pm (kW)	In (A)	IP/CL	Lp dB(A)
PS-L	**714**	T	4	11,00	22,00	55/F	76

Limiti d'impiego - *Operational limit*

Tipo Type	Modello Model	Q max (m^3/h)	Pt min (mm H_2O)	C max (m/s)	S (m^2)	Pd^2 (kgm^2)	Mot. (Gr)
PS-L	**714**	17860	82	21,67	0,229	12,00	160

Limite massimo dei giri in funzione della temperatura dell'aria - *Maximum rpm with regard to air temperature*

Temperatura aria Air temperature	rpm	Costruzione Construction
0°C – 100°C	2000	Standard
100°C – 200°C	1800	Alta temperatura/High temperature (PSL-AT)
200°C – 300°C	1600	Alta temperatura/High temperature (PSL-AT)

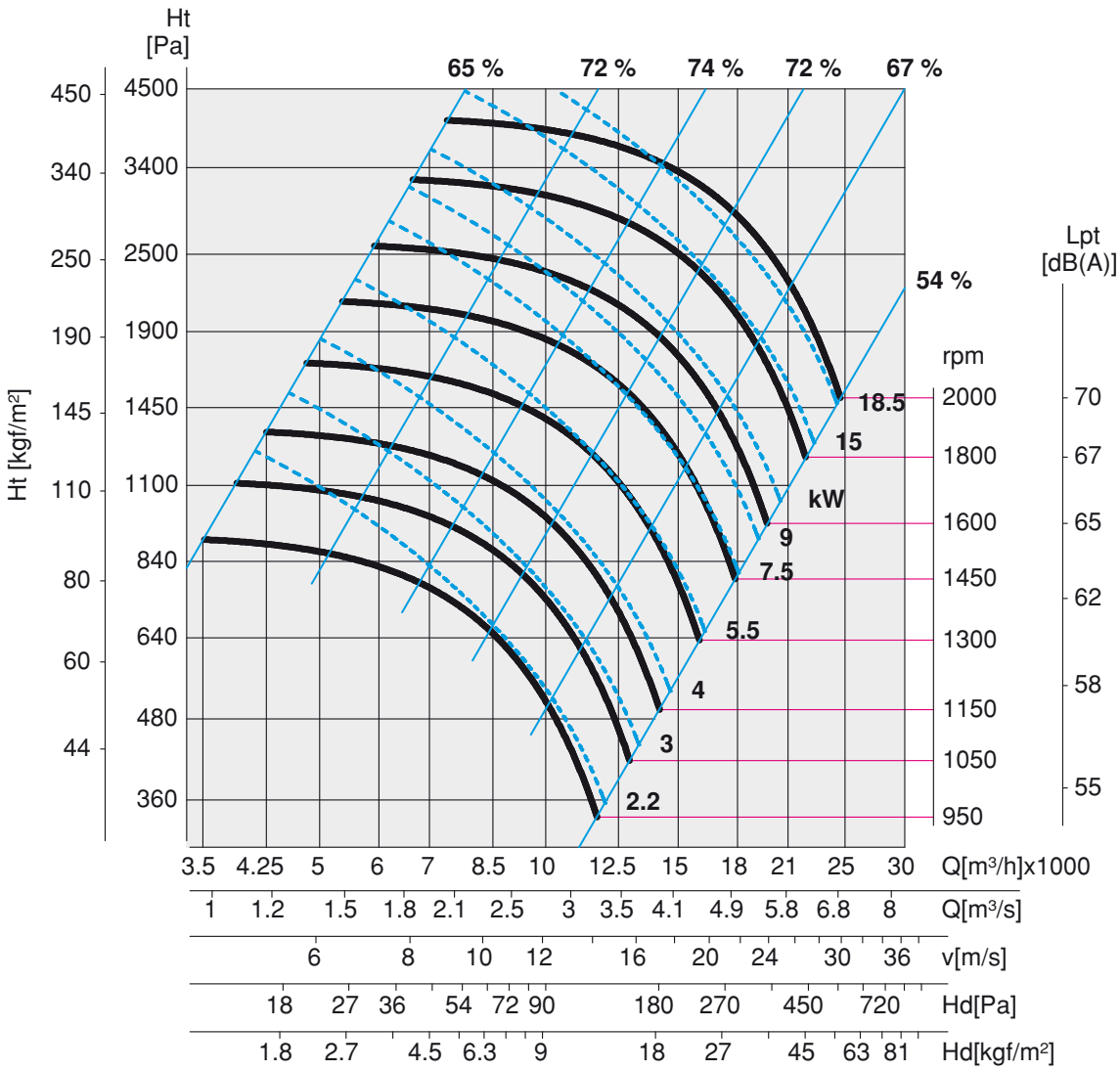

sez. 6
pag. 32

Frequenza 50Hz – Temperatura dell'aria 15°C – Pressione barometrica 760 mm Hg – Peso specifico dell'aria 1,22 Kg/m3
Frequency 50Hz – Air temperature 15°C – Barometric pressure 760 mm Hg – Air specific weight 1,22 Kg/m3

Lp: livello di pressione sonora rilevato a 1,50 m - ***Lp:*** *sound pression level measured at 1,50 m*

PS-L 80

Tipo Type	Modello Model	U	P	Pm (kW)	In (A)	IP/CL	Lp dB(A)
PS-L	**804**	T	4	18,50	35,00	55/F	81
PS-L	**806**	T	6	5,50	12,30	55/F	71

Limiti d'impiego - *Operational limit*

Tipo Type	Modello Model	Q max (m^3/h)	Pt min (mm H_2O)	C max (m/s)	S (m^2)	Pd^2 (kgm^2)	Mot. (Gr)
PS-L	**804**	25500	111	24,51	0,289	19,00	180
PS-L	**806**	16580	46	15,94	0,289	19,00	132

Limite massimo dei giri in funzione della temperatura dell'aria - *Maximum rpm with regard to air temperature*

Temperatura aria Air temperature	rpm	Costruzione Construction
0°C – 100°C	1800	Standard
100°C – 200°C	1600	Alta temperatura/High temperature (PSL-AT)
200°C – 300°C	1400	Alta temperatura/High temperature (PSL-AT)

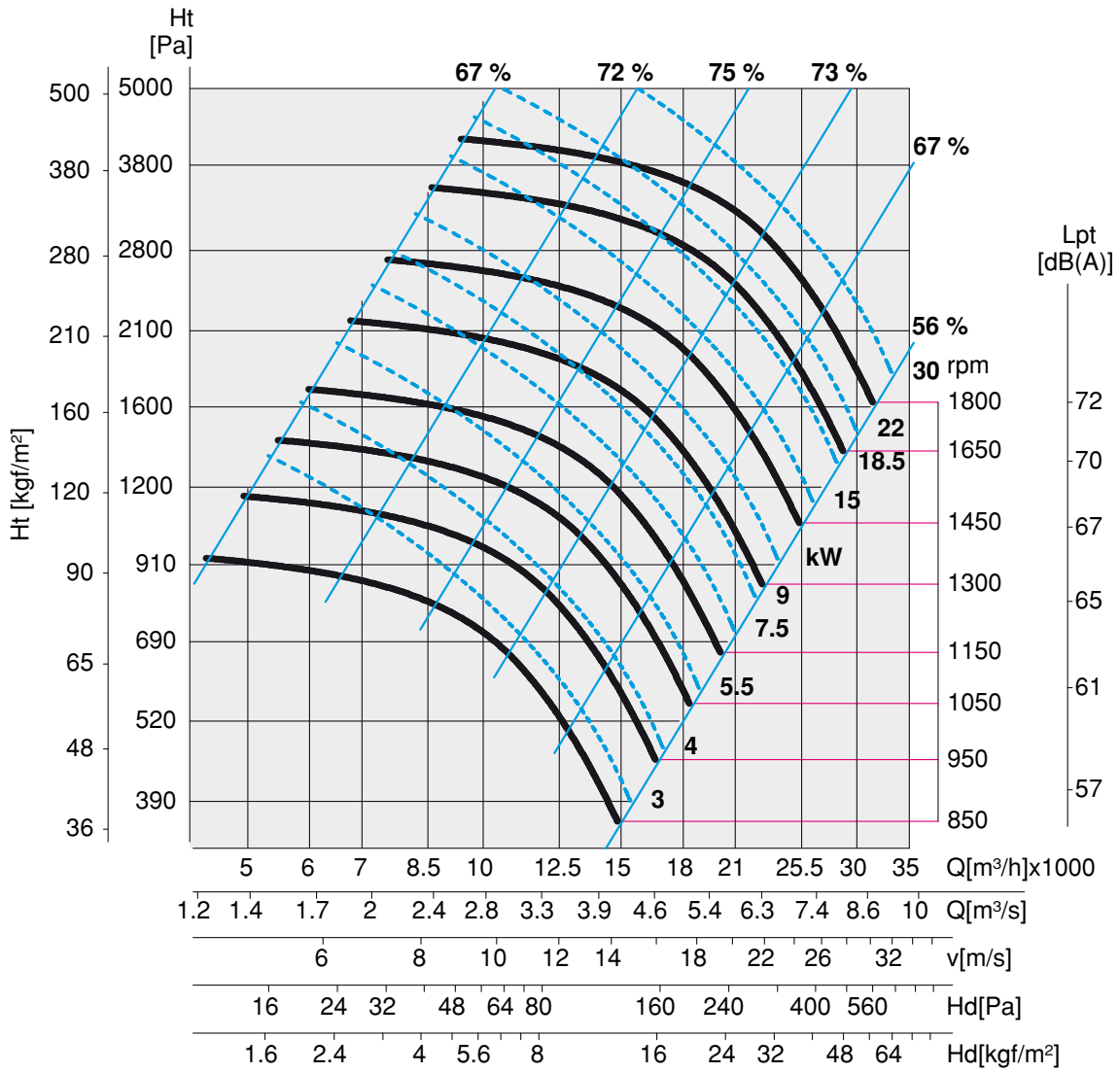

sez. 6
pag. 33

Frequenza 50Hz – Temperatura dell'aria 15°C – Pressione barometrica 760 mm Hg – Peso specifico dell'aria 1,22 Kg/m3
Frequency 50Hz – Air temperature 15°C – Barometric pressure 760 mm Hg – Air specific weight 1,22 Kg/m3

Lp: livello di pressione sonora rilevato a 1,50 m - ***Lp:*** *sound pression level measured at 1,50 m*

PS-L 90

Tipo Type	Modello Model	U	P	Pm (kW)	In (A)	IP/CL	Lp dB(A)
PS-L	**904**	T	4	37,00	68,00	55/F	84
PS-L	**906**	T	6	11,00	22,00	55/F	74

Limiti d'impiego - *Operational limit*

Tipo Type	Modello Model	Q max (m^3/h)	Pt min (mm H_2O)	C max (m/s)	S (m^2)	Pd^2 (kgm^2)	Mot. (Gr)
PS-L	**904**	38660	183	29,67	0,362	34,00	225
PS-L	**906**	25290	78	19,41	0,362	34,00	160

Limite massimo dei giri in funzione della temperatura dell'aria - *Maximum rpm with regard to air temperature*

Temperatura aria Air temperature	rpm	Costruzione Construction
0°C – 100°C	1600	Standard
100°C – 200°C	1400	Alta temperatura/High temperature (PSL-AT)
200°C – 300°C	1250	Alta temperatura/High temperature (PSL-AT)

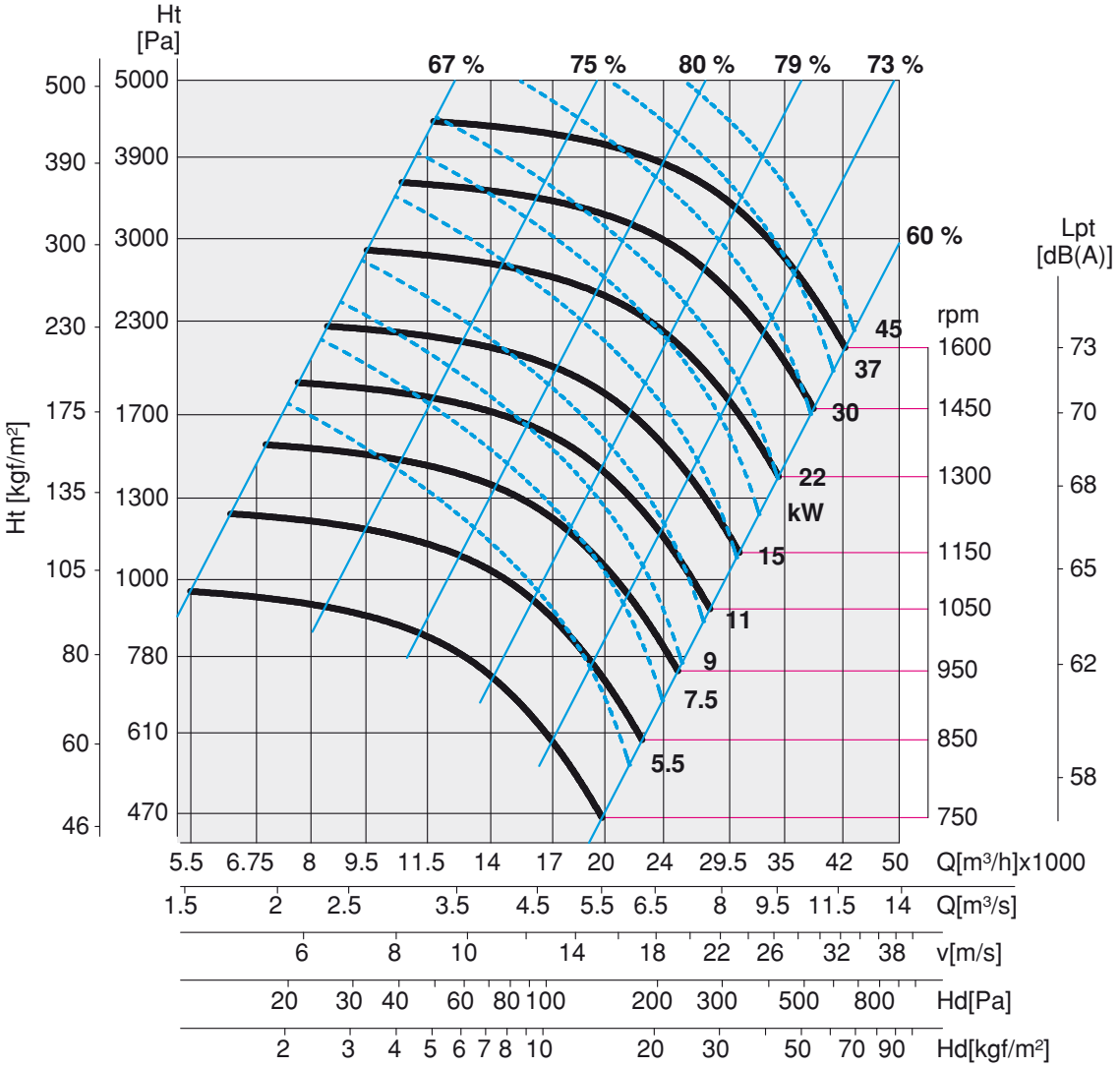

sez. 6
pag. 34

ESECUZIONE / *ARRANGEMENT* - 4

TIPO *TYPE*	A	B	C	D	E* E1 0°+135°	E2 180°+225°	E3 270°+315°	F
PS-L 22	195	165	150	170	255	165	255	62
PS-L 25	246	195	175	211	315	195	315	86
PS-L 28	277	200	202	235	375	200	375	95
PS-L 31	302	225	229	258	400	225	400	105
PS-L 35	345	255	253	290	450	255	450	115
PS-L 40	370	285	286	315	500	285	500	127
PS-L 45	495	320	321	355	560	320	560	141
PS-L 50	472	360	355	400	600	360	600	157
PS-L 56	540	400	390	456	670	400	670	177
PS-L 63	602	450	439	510	750	450	750	195
PS-L 71	689	500	500	566	670	500	850	216
PS-L 80	780	560	560	641	755	560	950	241
PS-L 90	870	630	630	720	850	630	1060	275

Dimensioni in mm / *Dimensions in mm*

NB.: E* Vedi tabella orientamenti pag. 132 sez.6
See discharge angle schedule pag. 132 sez.6

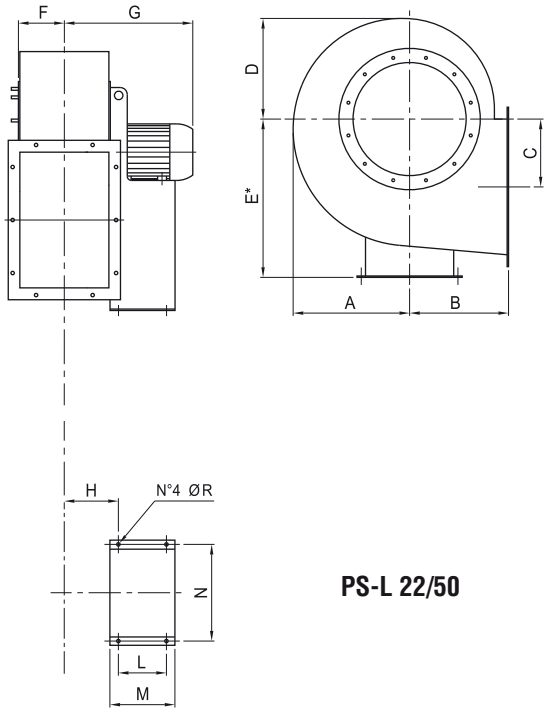

PS-L 22/50

TIPO *TYPE*	POLI *POLES*	G	H	I	L	M	N	P	ØR	kg
PS-L 22	2	254	100	-	86	145	184	-	10	18
PS-L 25	2	290	121	-	121	180	203	-	10	26
PS-L 28	2	322	131	-	121	180	203	-	10	32
PS-L 31	2	352	151	-	133	205	234	-	10	44
PS-L 35	2	387	162	-	133	205	234	-	10	69
PS-L 40	2	475	148	-	197	250	289	-	12	110
PS-L 45	2	502	171	-	237	300	337	-	12	158
PS-L 50	2	646	198	-	337	415	395	-	17	247
"	4	431	203	195	133	205	234	-	12	135
PS-L 56	2	716	235	195	357	835	434	632	17	316
"	4	486	195	195	197	625	289	632	12	144
PS-L 63	4	582	225	215	237	714	337	702	12	191
PS-L 71	4	698	282	235	316	879	772	772	20	308
PS-L 80	4	743	286	260	361	993	862	862	20	430
"	6	633	286	260	201	833	862	862	20	340
PS-L 90	4	926	313	287	441	1127	962	962	20	620
"	6	736	313	287	316	1002	962	962	20	495

Dimensioni in mm / *Dimensions in mm*

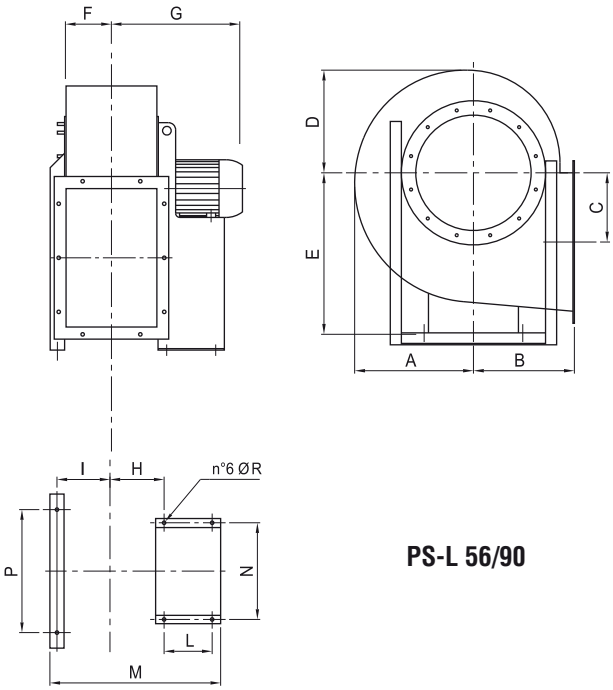

PS-L 56/90

NOTE: PS-L 22/63 angolo orientamento modificabile
PS-L 71/90 angolo orientamento non modificabile

NOTE: *PS-L 22/63 allow the modification fo discharge angle*
PS-L 71/90 do not allow the modification of discharge angle

sez. 6
pag. 35

BOCCA ASPIRANTE / *INLET*

TIPO/*TYPE*	ØR	ØS	ØT	U	ØV
22	130	150	170	4	8
25	185	219	255	8	8
28	205	241	275	8	8
31	228	265	298	8	8
35	255	292	325	8	10
40	285	332	365	8	10
45	320	366	400	8	10
50	360	405	440	8	10
56	405	448	485	12	10
63	455	497	535	12	10
71	505	551	585	12	10
80	565	629	665	12	10
90	635	698	735	12	12

Dimensioni in mm / *Dimensions in mm*

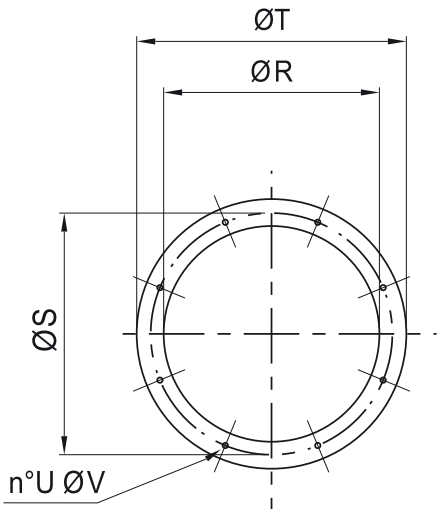

sez. 6
pag. 36

BOCCA PREMENTE / *OUTLET*

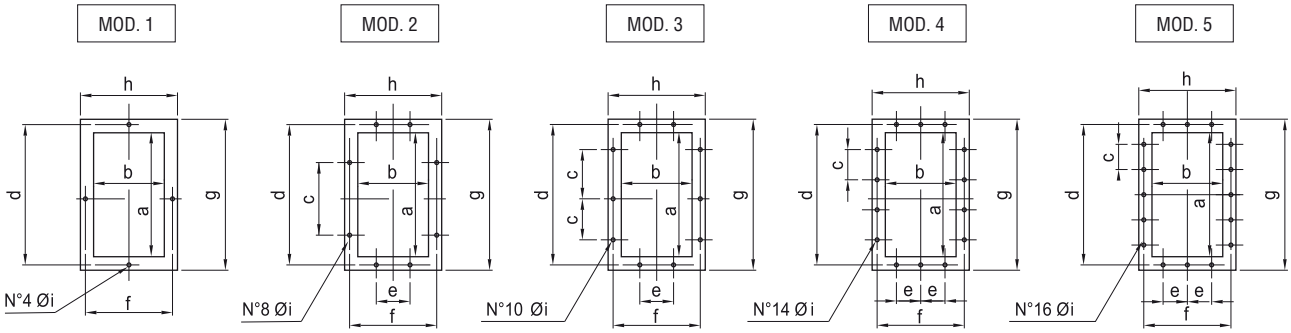

TIPO/*TYPE*	a	b	c	d	e	f	g	h	Øi	MOD.
22	124	103	-	145	-	125	164	143	8	1
25	207	148	112	241	112	182	277	218	12	2
28	231	166	112	265	112	200	301	236	12	2
31	258	185	112	292	112	219	328	255	12	3
35	288	205	125	332	125	249	368	285	12	3
40	322	229	125	366	125	273	402	309	12	3
45	361	256	125	405	125	300	441	336	12	3
50	404	288	125	448	125	332	484	368	12	4
56	453	322	125	497	125	366	533	402	12	4
63	507	361	125	551	125	405	587	441	12	4
71	569	404	160	629	160	464	669	504	14	4
80	638	453	160	698	160	513	738	553	14	4
90	715	507	160	775	160	567	815	607	14	5

Dimensioni in mm / *Dimensions in mm*

ESECUZIONE / *ARRANGEMENT* - 1

TIPO *TYPE*	A	B	C	D	E* E1 0°+135°	E* E2 180°+225°	E* E3 270°+315°	F	G
PS-L 35	345	255	253	290	450	255	450	115	668
PS-L 40	370	285	286	315	500	285	500	127	693
PS-L 45	495	320	321	355	560	320	560	141	706
PS-L 50	472	360	355	400	600	360	600	157	828
PS-L 56	540	400	390	456	670	400	670	177	881
PS-L 63	602	450	439	510	750	450	750	195	907
PS-L 71	689	500	500	566	670	500	850	216	979
PS-L 80	780	560	560	641	755	560	950	241	1000
PS-L 90	870	630	630	720	850	630	1060	275	1026

Dimensioni in mm / *Dimensions in mm*

NB.: E* Vedi tabella orientamenti pag. 132 sez.6
See discharge angle schedule pag. 132 sez.6

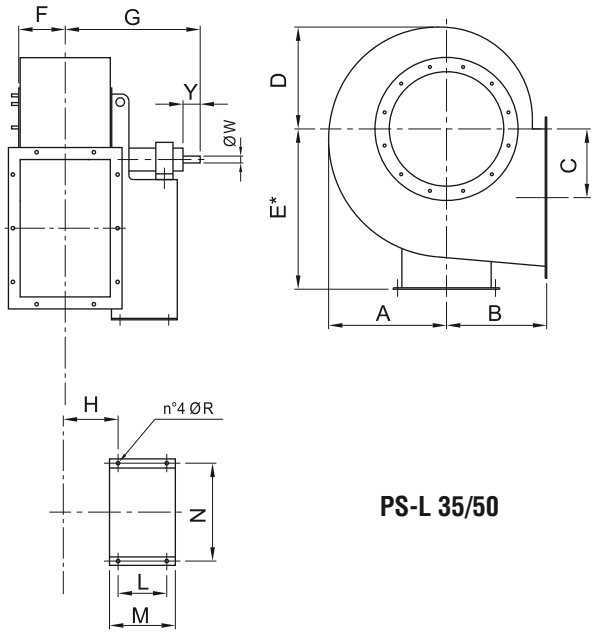

PS-L 35/50

sez. 6
pag. 37

TIPO *TYPE*	H	I	L	M	N	P	ØR	ALBERO/*SHAFT* ØW	ALBERO/*SHAFT* Y	kg
PS-L 35	157	-	407	485	355	-	14	28	60	72
PS-L 40	168	-	407	485	355	-	14	38	80	85
PS-L 45	181	-	407	485	355	-	14	38	80	100
PS-L 50	198	-	477	560	364	-	17	42	110	142
PS-L 56	219	191	477	943	632	632	17	48	110	178
PS-L 63	239	211	477	983	702	702	17	48	110	230
PS-L 71	262	235	551	1114	772	772	19	48	110	280
PS-L 80	287	259	551	1183	862	862	19	55	110	352
PS-L 90	313	287	551	1237	962	962	19	55	110	435

Dimensioni in mm / *Dimensions in mm*

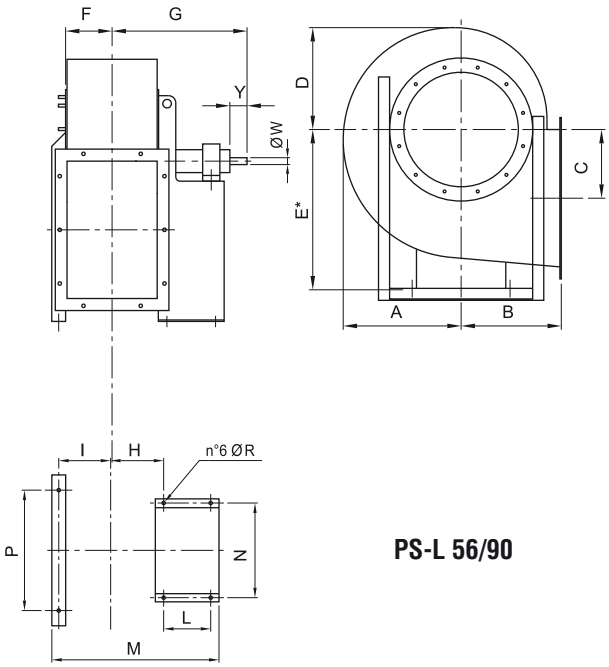

PS-L 56/90

NOTE: PS-L 22/63 angolo orientamento modificabile
PS-L 71/90 angolo orientamento non modificabile

NOTE: *PS-L 22/63 allow the modification fo discharge angle*
PS-L 71/90 do not allow the modification of discharge angle

BOCCA ASPIRANTE / *INLET*

TIPO *TYPE*	ØR	ØS	ØT	U	ØV
35	255	292	325	8	10
40	285	332	365	8	10
45	320	366	400	8	10
50	360	405	440	8	10
56	405	448	485	12	10
63	455	497	535	12	10
71	505	551	585	12	10
80	565	629	665	12	10
90	635	698	735	12	12

Dimensioni in mm / *Dimensions in mm*

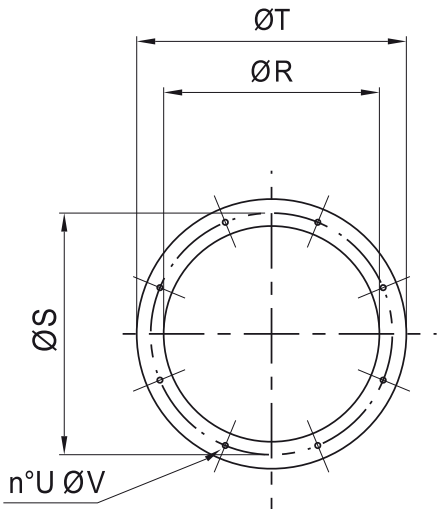

sez. 6
pag. 38

BOCCA PREMENTE / *OUTLET*

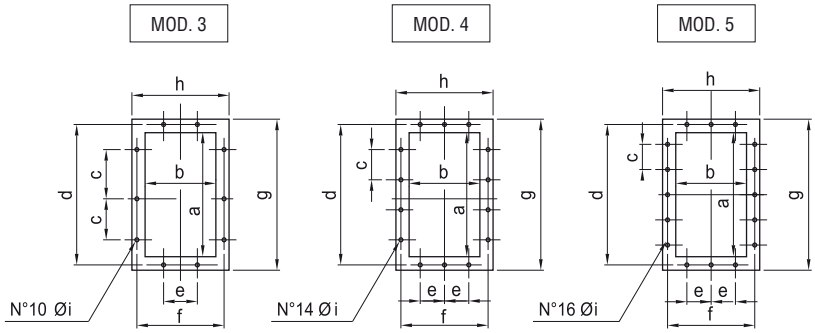

TIPO *TYPE*	a	b	c	d	e	f	g	h	Øi	MOD.
35	288	205	125	332	125	249	368	285	12	3
40	322	229	125	366	125	273	402	309	12	3
45	361	256	125	405	125	300	441	336	12	3
50	404	288	125	448	125	332	484	368	12	4
56	453	322	125	497	125	366	533	402	12	4
63	507	361	125	551	125	405	587	441	12	4
71	569	404	160	629	160	464	669	504	14	4
80	638	453	160	698	160	513	738	553	14	4
90	715	507	160	775	160	567	815	607	14	5

Dimensioni in mm / *Dimensions in mm*