> FC & FCV

Torrini d'estrazione centrifughi a singola velocità

Single speed centrifugal roof extractors

sez. 1
pag. 2



DESCRIZIONE GENERALE

Prodotti destinati all'aspirazione, diretta o canalizzata, nelle più svariate applicazioni civili, industriali e commerciali.
Caratterizzati da una notevole semplicità d'istallazione, si distinguono per l'elevata silenziosità ed efficienza.
Il motore è separato dal flusso d'aria convogliato, questo permette di poter aspirare aria pulita o leggermente polverosa fino alla temperatura di massima di 80°C (FC), 60°C (FCV).
Disponibili in due varianti: Flusso d'uscita orizzontale (FC) o verticale (FCV).
Per operare in presenza di sostanze esplosive vengono realizzate le serie FC-ATX e FCV-ATX; costruite e certificate in conformita' alla Direttiva ATEX 94/9 CE. Tali serie sono adatte all'installazione in zona 1/21, cioe' in aree o ambienti dove sia necessario garantire un elevato fattore di sicurezza contro le esplosioni, dovuti a gas (II2G) e/o polveri infiammabili (II2D/II2GD).
Questi apparecchi sono certificati da Ente Notificato secondo la norma 94/9 CE.

COSTRUZIONE

- Telaio di base in lamiera d'acciaio zincato.
- Rete di protezione in tondino d'acciaio trafilato e protetto contro gli agenti atmosferici. Realizzata a norme UNI 10615:1997.
- Girante a pale rovesce, ad alto rendimento aeraulico e bassa rumorosità, in lamiera zincata, bilanciata staticamente e dinamicamente secondo ISO 1940.
- Copertura in ABS, con idonee feritoie per il corretto raffreddamento del motore.
- Convogliatore in ABS (FCV).

MOTORIZZAZIONI

- FC ed FCV: Motore asincrono trifase o monofase a norme internazionali IEC 60034, IEC 60072, EMC 2004/108/CE, LVD 2006/95/CE, marcato CE, IP55, classe F.
- FC-ATX ed FCV-ATX : motore asincrono trifase o monofase II2G , II2D, II2GD a norme internazionali IEC 60034, IEC 60072 , IEC 60079 e/o IEC 61241, EMC 2004/108/CE, LVD 2006/95/CE, con certificati ATEX e marcatura CE , IP 55/IP 65, classe F.
  Tutti idonei ad un servizio S1 (funzionamento continuo a carico costante).

ACCESSORI

- Serranda a gravità in aspirazione (TS).
- Silenziatore (GR).
- Controbase a murare (CB).
- Basi d'appoggio su coperture ondulate (BA).
- Rete lato aspirazione (RA).
- Interruttore di servizio.
- Base d'appoggio/riduzione silenziata (PB)

A RICHIESTA

- Esecuzione AT: versione alta temperatura per trasporto di aria fino a 200°C in servizio continuo.
- Esecuzione HT: versione per evacuazione di fumi d'incendio – vedere sezione dedicata.
- Copertura in alluminio (Solo per versioni FC).

GENERAL DESCRIPTION

These fans are designed for direct or ducted ventilation in residential, commercial and industrial buildings.
They are designed for easy installation, high efficiency low noise level.
The motor is outside the air flow, this allows the fan to exhaust clean or slightly dusty air with max. temperature up to 80°C (FC), 60°C(FCV).
Available for horizontal outlet (FC) or vertical discharge (FCV).
The FC-ATX and FCV-ATX series are developed to operate in potentially explosive environments, these fans are certified by a Notified Body according to ATEX Directive 94/9/CE. The FC-ATX and FCV-ATX series are suitable for installation in zone 1/21, that are areas where it is necessary to guarantee high security against explosions and fires due to presence of flammable gas(II2G) and/or dusts (II2D/II2GD).

CONSTRUCTION (design)

- *Base frame in galvanized steel sheet.*
- *Protection guard in drawn steel rod protected against the atmospheric agents, manufactured according to UNI 10615:1997.*
- *Backward curved wheel in galvanized steel sheet, with high efficiency and low noise level, statically and dynamically balanced according ISO 1940.*
- *Upper cover in ABS, with appropriate slots for motor cooling.*
- *Outer deflector (FCV) in ABS*

MOTOR EQUIPMENT

- *FC and FCV: asynchronous three-phase motor or single-phase motor manufactured according to international standards IEC 600034, IEC 60072, EMC 2004/108/CE, LVD 2006/95/CE, CE marked, IP 55, class F.*
- *FC-ATX and FCV-ATX: asynchronous three-phase motor or single-phase motor II2G,II2D,II2GD according to international standards IEC 60034, IEC 60072, IEC 60079 and/or IEC61241, EMC 2004/108/CE, LVD 2006/95/CE, with Atex certification, CE marked, IP55/IP 65, class F.*
  All suitable to S1 service (continuous working at constant load).

Accessories

- *Backdraught gravity shutter (TS)*
- *Silencer (GR)*
- *Support base for wawed roof coverings (BA)*
- *Inlet Protection Guard (RA)*
- *Service switch*
- *Support base/Silenced reduction (PB)*

UPON REQUEST

- *Execution AT: High temperature version, suitable to convey air up to 200°C in continuous service.*
- *Execution HT: High Temperature version for emergency smoke exhaust in case of fire. (See relevant section of catalogue)*
- *Cover in aluminium (FC only)*

Frequenza 50Hz – Temperatura dell'aria 15°C – Pressione barometrica 760 mm Hg – Peso specifico dell'aria 1,22 Kg/m3
Frequency 50Hz – Air temperature 15°C – Barometric pressure 760 mm Hg – Air specific weight 1,22 Kg/m3

Lp: livello di pressione sonora rilevato a 6 m - ***Lp:*** *sound pression level measured at 6 m*

FC 25

Tipo Type	Modello Model	U	P	Pm (kW)	In (A)	IP/CL	Mot. (Gr)	Lp dB (A)
FC	254	M	4	0,09	0,90	55/F	56	33
FC	254	T	4	0,09	0,38	55/F	56	33
FC-ATX	254	M	4	0,09	0,50	55/F	56	33
FC-ATX	254	T	4	0,09	0,36	55/F	56	33

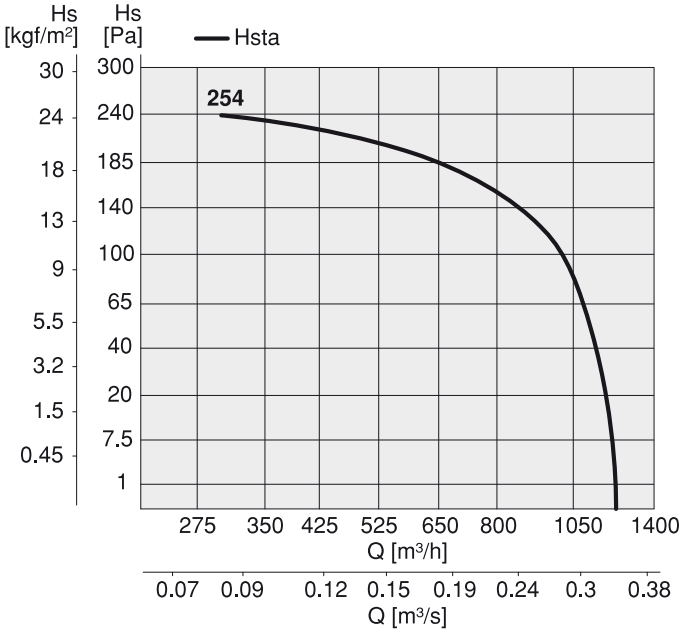

FC + FCV 31

Tipo Type	Modello Model	U	P	Pm (kW)	In (A)	IP/CL	Mot. (Gr)	Lp dB (A)
FC e FCV	314	M	4	0,12	1,20	55/F	63	45
FC e FCV	314	T	4	0,12	0,57	55/F	63	44
FC e FCV	316	M	6	0,15	1,50	55/F	71	35
FC e FCV	316	T	6	0,09	0,45	55/F	63	34
FC-ATX e FCV-ATX	314	M	4	0,12	1,30	55/F	63	45
FC-ATX e FCV-ATX	314	T	4	0,12	0,47	55/F	63	44
FC-ATX e FCV-ATX	316	T	6	0,12	0,60	55/F	63	34

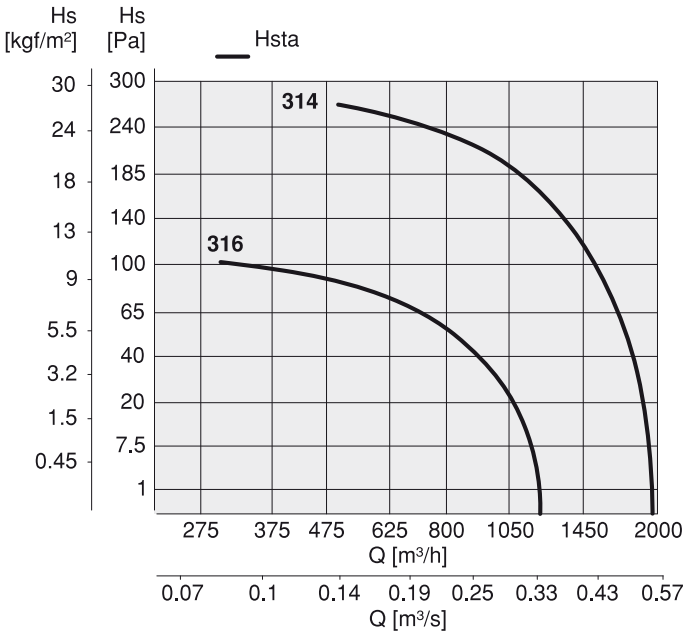

FC + FCV 35

Tipo Type	Modello Model	U	P	Pm (kW)	In (A)	IP/CL	Mot. (Gr)	Lp dB (A)
FC e FCV	354	M	4	0,25	2,35	55/F	71	44
FC e FCV	354	T	4	0,25	0,86	55/F	71	48
FC e FCV	356	M	6	0,15	1,50	55/F	71	36
FC e FCV	356	T	6	0,18	0,80	55/F	71	42
FC-ATX e FCV-ATX	354	M	4	0,30	2,80	55/F	71	44
FC-ATX e FCV-ATX	354	T	4	0,25	0,89	55/F	71	48
FC-ATX e FCV-ATX	356	T	6	0,18	0,69	55/F	71	42

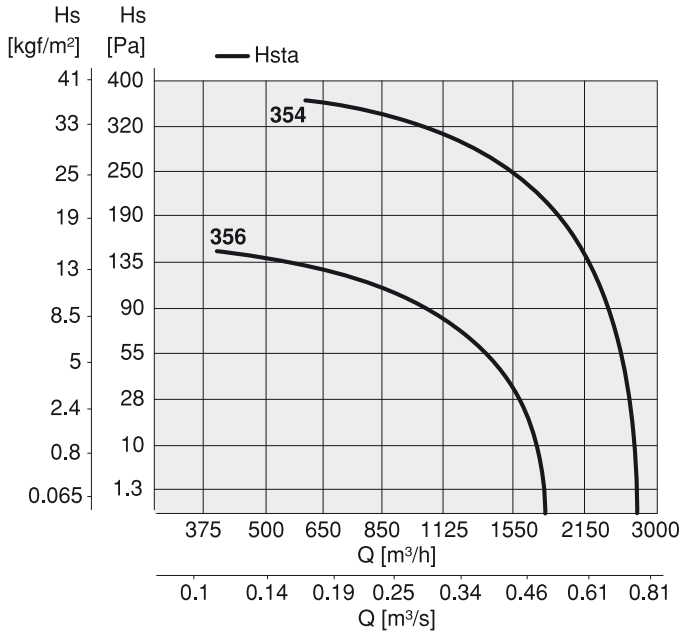

Frequenza 50Hz – Temperatura dell'aria 15°C – Pressione barometrica 760 mm Hg – Peso specifico dell'aria 1,22 Kg/m3
Frequency 50Hz – Air temperature 15°C – Barometric pressure 760 mm Hg – Air specific weight 1,22 Kg/m3

Lp: livello di pressione sonora rilevato a 6 m - ***Lp:*** *sound pression level measured at 6 m*

FC + FCV 40

Tipo Type	Modello Model	U	P	Pm (kW)	In (A)	IP/CL	Mot. (Gr)	Lp dB (A)
FC e FCV	**404**	M	4	0,55	4,75	55/F	80	46
FC e FCV	**404**	T	4	0,55	1,60	55/F	80	49
FC e FCV	**406**	M	6	0,15	1,50	55/F	71	36
FC e FCV	**406**	T	6	0,18	0,80	55/F	71	38
FC e FCV	**408**	T	8	0,12	0,75	55/F	71	31
FC-ATX e FCV-ATX	**404**	M	4	0,55	4,50	55/F	80	46
FC-ATX e FCV-ATX	**404**	T	4	0,55	1,75	55/F	80	49
FC-ATX e FCV-ATX	**406**	T	6	0,18	0,69	55/F	71	38
FC-ATX e FCV-ATX	**408**	T	8	0,12	0,60	55/F	71	31

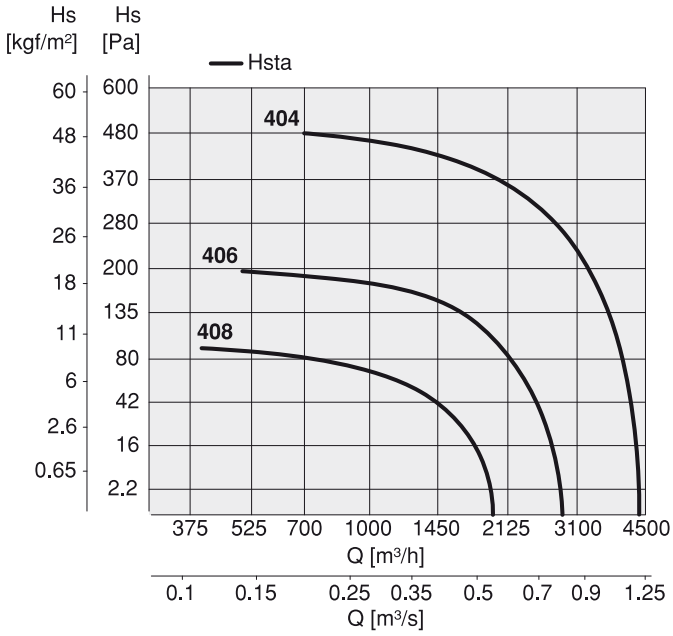

FC + FCV 45

Tipo Type	Modello Model	U	P	Pm (kW)	In (A)	IP/CL	Mot. (Gr)	Lp dB (A)
FC e FCV	**454**	M	4	0,75	5,60	55/F	80	54
FC e FCV	**454**	T	4	0,75	2,20	55/F	80	53
FC e FCV	**456**	T	6	0,37	1,20	55/F	80	44
FC e FCV	**458**	T	8	0,25	1,13	55/F	80	37
FC-ATX e FCV-ATX	**454**	T	4	0,75	2,11	55/F	80	53
FC-ATX e FCV-ATX	**456**	T	6	0,37	1,37	55/F	80	44
FC-ATX e FCV-ATX	**458**	T	8	0,25	1,17	55/F	80	37

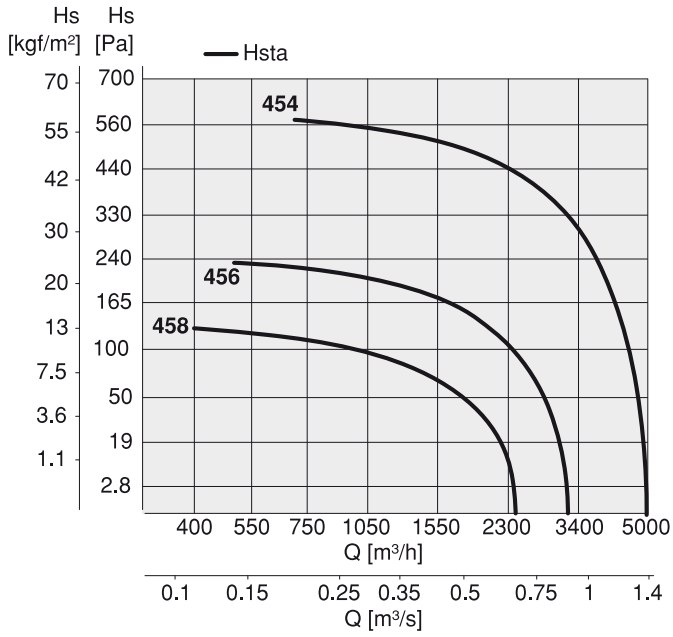

FC +FCV 50

Tipo Type	Modello Model	U	P	Pm (kW)	In (A)	IP/CL	Mot. (Gr)	Lp dB (A)
FC e FCV	**504**	T	4	1,10	2,80	55/F	90S	57
FC e FCV	**506**	T	6	0,37	1,20	55/F	80	46
FC e FCV	**508**	T	8	0,25	1,13	55/F	80	40
FC-ATX e FCV-ATX	**504**	T	4	1,10	2,80	55/F	90S	57
FC-ATX e FCV-ATX	**506**	T	6	0,37	1,37	55/F	80	46
FC-ATX e FCV-ATX	**508**	T	8	0,25	1,17	55/F	80	40

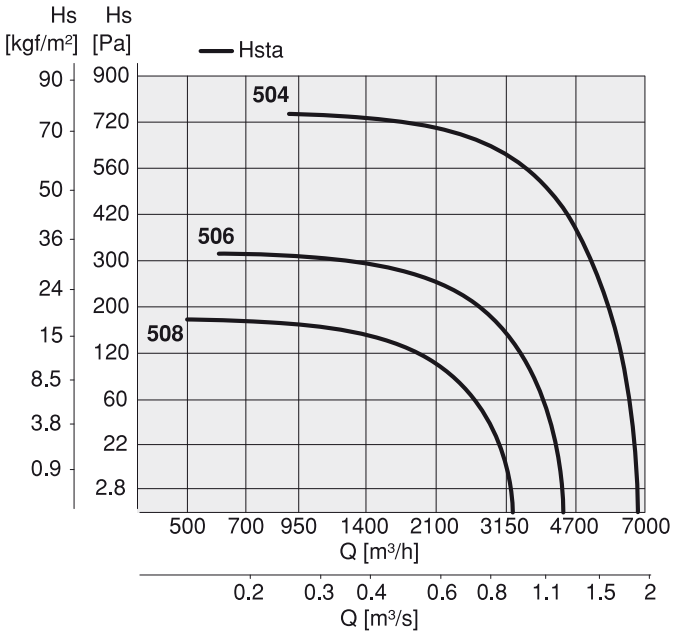

Frequenza 50Hz – Temperatura dell'aria 15°C – Pressione barometrica 760 mm Hg – Peso specifico dell'aria 1,22 Kg/m3
Frequency 50Hz – Air temperature 15°C – Barometric pressure 760 mm Hg – Air specific weight 1,22 Kg/m3

Lp: livello di pressione sonora rilevato a 6 m - ***Lp:*** *sound pression level measured at 6 m*

FC + FCV 56

Tipo Type	Modello Model	U	P	Pm (kW)	In (A)	IP/CL	Mot. (Gr)	Lp dB (A)
FC e FCV	566	T	6	0,55	1,80	55/F	80	52
FC e FCV	568	T	8	0,25	1,13	55/F	80	46
FC-ATX e FCV-ATX	566	T	6	0,55	1,85	55/F	80	52
FC-ATX e FCV-ATX	568	T	8	0,25	1,17	55/F	80	46

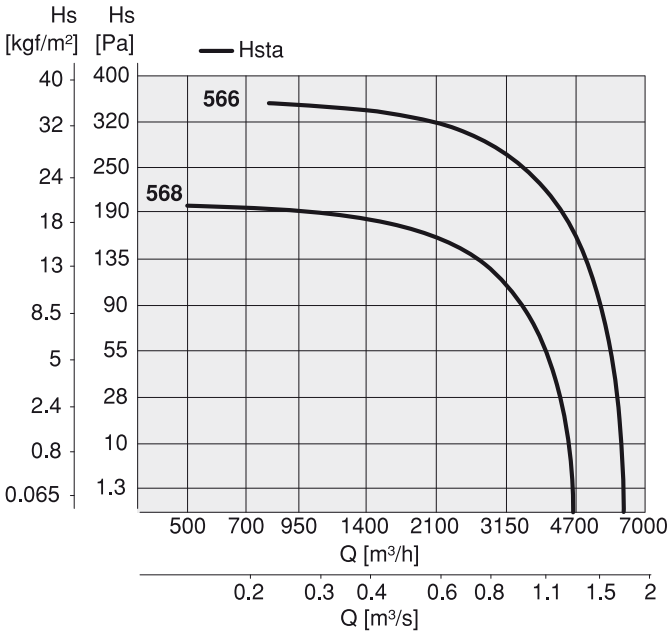

FC + FCV 63

Tipo Type	Modello Model	U	P	Pm (kW)	In (A)	IP/CL	Mot. (Gr)	Lp dB (A)
FC e FCV	636	T	6	1,10	3,40	55/F	90L	55
FC e FCV	638	T	8	0,55	2,30	55/F	90L	49
FC-ATX e FCV-ATX	636	T	6	1,10	2,98	55/F	90L	55
FC-ATX e FCV-ATX	638	T	8	0,55	1,98	55/F	90L	49

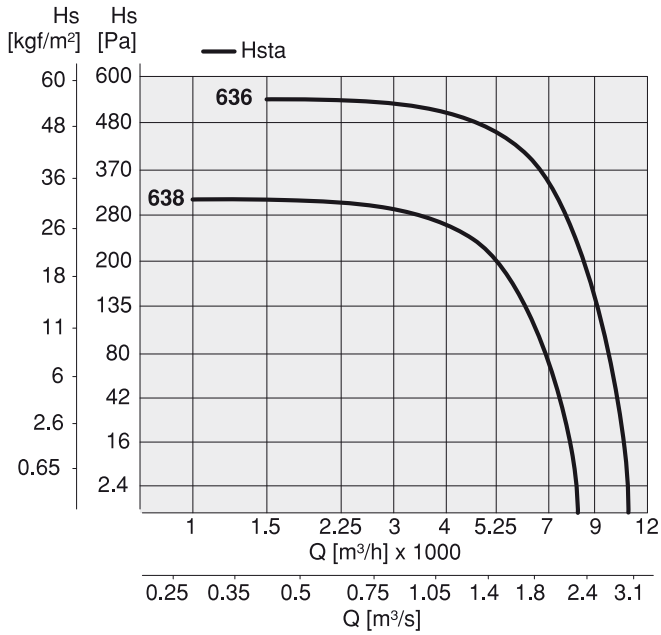

FC + FCV 71

Tipo Type	Modello Model	U	P	Pm (kW)	In (A)	IP/CL	Mot. (Gr)	Lp dB (A)
FC e FCV	716	T	6	1,50	4,30	55/F	100L	57
FC e FCV	718	T	8	0,75	2,60	55/F	100L	51
FC-ATX e FCV-ATX	716	T	6	1,50	4,04	55/F	100L	57
FC-ATX e FCV-ATX	718	T	8	0,75	2,72	55/F	100L	51

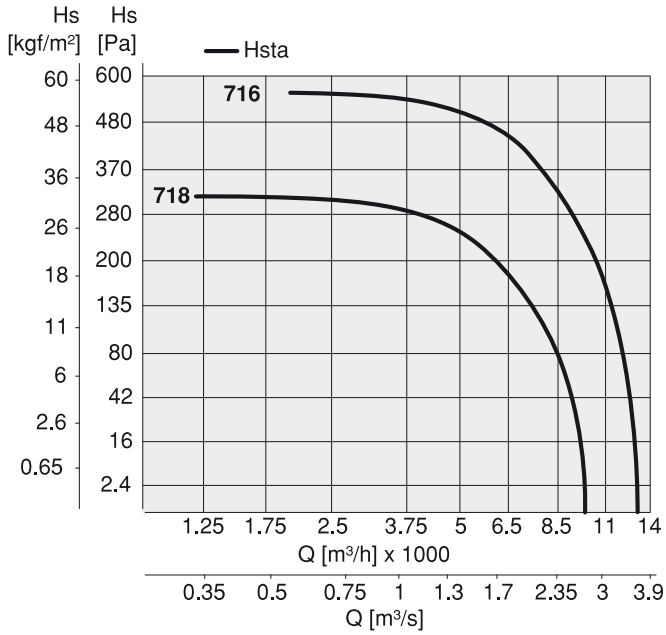

Frequenza 50Hz – Temperatura dell'aria 15°C – Pressione barometrica 760 mm Hg – Peso specifico dell'aria 1,22 Kg/m3
Frequency 50Hz – Air temperature 15°C – Barometric pressure 760 mm Hg – Air specific weight 1,22 Kg/m3

Lp: livello di pressione sonora rilevato a 6 m - ***Lp:*** *sound pression level measured at 6 m*

sez. 1
pag. 6

FC + FCV 75

Tipo Type	Modello Model	U	P	Pm (kW)	In (A)	IP/CL	Mot. (Gr)	Lp dB (A)
FC e FCV	**756**	T	6	1,80	5,00	55/F	100L	61
FC e FCV	**758**	T	8	1,10	4,00	55/F	100L	55
FC-ATX e FCV-ATX	**756**	T	6	2,20	5,60	55/F	112M	61
FC-ATX e FCV-ATX	**758**	T	8	1,10	3,99	55/F	100L	55

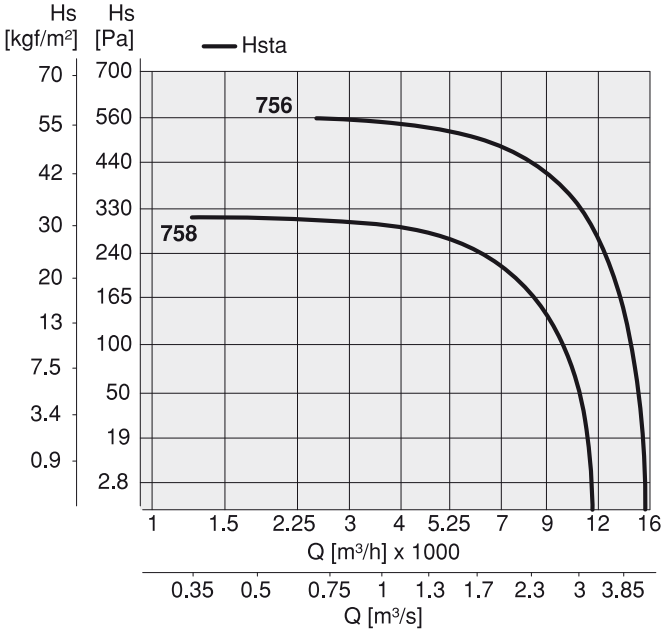

FC + FCV 80

Tipo Type	Modello Model	U	P	Pm (kW)	In (A)	IP/CL	Mot. (Gr)	Lp dB (A)
FC e FCV	**806**	T	6	3,00	7,20	55/F	112M	62
FC e FCV	**808**	T	8	1,50	4,80	55/F	112M	56
FC-ATX e FCV-ATX	**806**	T	6	3,00	7,90	55/F	132S	62
FC-ATX e FCV-ATX	**808**	T	8	1,50	4,20	55/F	112M	56

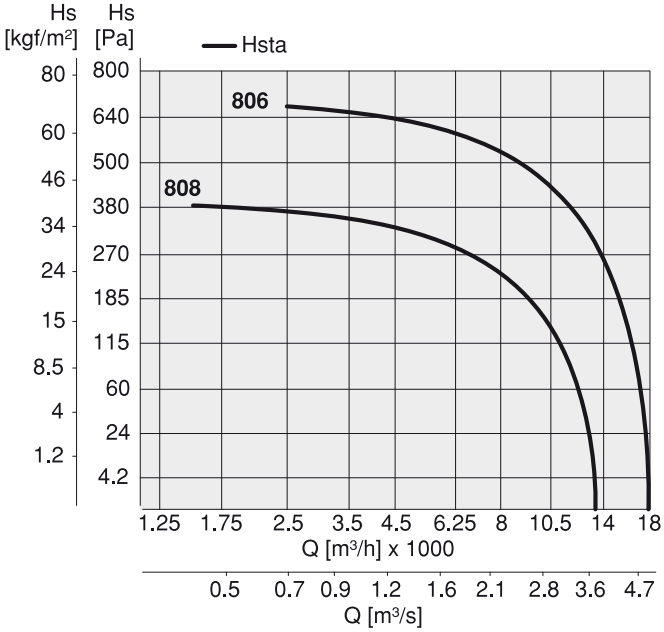

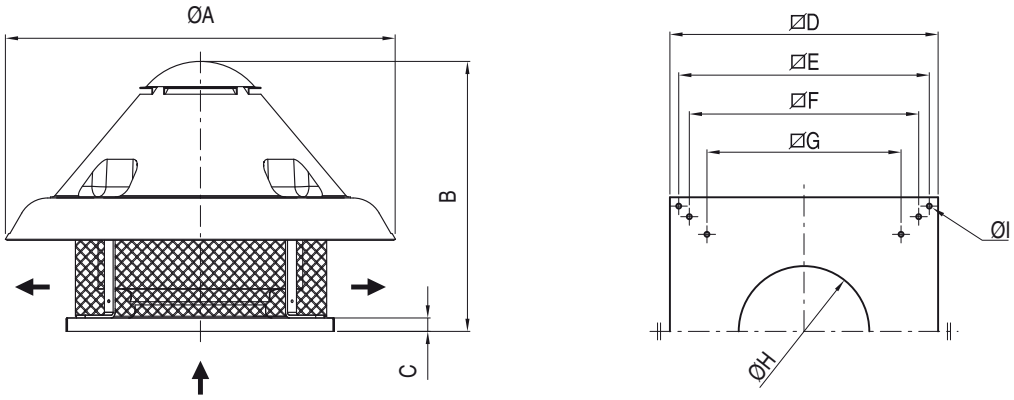

FC	ØA	B	C	D	E	F	G	ØH	ØI	PESO (kg)
25	600	500	38	400	330	-	257	180	12	14
31	600	510	38	400	360	-	307	220	12	16
35	750	580	38	500	450	-	380	270	12	25
40	900	640	38	650	600	530	471	296	12	30
45	900	650	38	650	600	530	471	296	12	38
50	1100	750	38	760	710	650	550	320	14	55
56	1100	750	38	760	710	650	550	370	14	57
63	1300	850	38	930	870	775	665	430	14	75
71	1300	880	38	930	870	775	665	480	14	94
75	1300	880	38	930	870	775	665	480	14	108
80	1300	880	38	930	870	775	665	530	14	118

Dimensioni in mm / *Dimensions in mm*

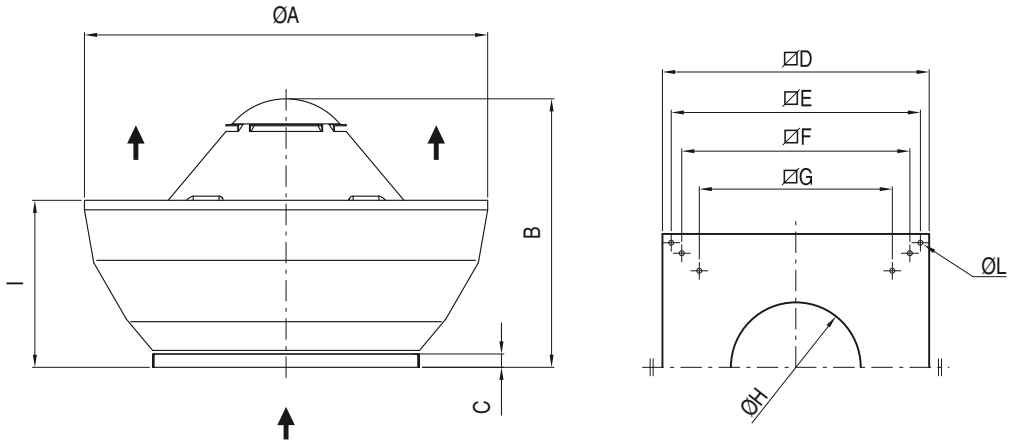

FCV	ØA	B	C	D	E	F	G	ØH	I	ØL	PESO (kg)
25	650	510	38	400	360	-	257	180	290	12	18
31	650	510	38	400	360	-	307	220	290	-	18
35	800	580	38	500	450	-	380	270	340	-	27
40	980	640	38	650	600	530	471	296	400	12	32
45	980	650	38	650	600	530	471	296	400	12	40
50	1200	750	38	760	710	650	550	320	490	14	58
56	1200	750	38	760	710	650	550	370	490	14	60
63	1400	850	38	930	870	775	665	430	540	14	78
71	1400	880	38	930	870	775	665	480	540	14	100
75	1400	880	38	930	870	775	665	480	540	14	110
80	1400	880	38	930	870	775	665	530	540	14	110

Dimensioni in mm / *Dimensions in mm*