# >PR-Q HT-2V

## Ventilatori centrifughi pale rovesce doppia velocità TESTATO 400°C/2h

*Double speed backward curved centrifugal fans 400°C /2h tested*



### DESCRIZIONE GENERALE

Ventilatori centrifughi a pale rovesce adatti all'evacuazione di fumi ad alta temperatura, **testati 400°/2 ore, in fase di certificazione.**
La caratteristica peculiare della serie è data dalla costruzione quadrangolare grazie alla quale è possibile ottenere
quattro orientamenti (0°-90°-180°-270°) con lo stesso ventilatore e con un ingombro limitatograzie all'eliminazione della sedia porta motore.

### COSTRUZIONE

- Cassa a spirale con fiancate quadrangolari, realizzata in lamiera d'acciaio zincato e protetta contro gli agenti atmosferici con vernicia a polveri epossidiche.
- Girante a semplice aspirazione, con pale rovesce curve ad alto rendimento aeraulico, realizzata in lamiera d'acciaio e mozzo in acciaio zincato elettroliticamente.
- Bocche premente e aspirante realizzate secondo norma UNI EN ISO 13351
- Esecuzione 5 (accoppiamento diretto con girante a sbalzo su motore fl angiato), rotazione RD.
- Motore asincrono trifase a norme internazionali IEC 60034, IEC 60072, EMC 2004/108/CE, LVD 2006/95/CE, marcato CE, IP55, classe F. Doppia velocità mediante commutatore stella/triangolo. Alimentazione: 400V, 50Hz trifase.

### Accessori

- Giunto antivibrante bocca aspirante e premente
- Rete di protezione per bocche aspirante e premente realizzata a norma UNI 12499 e protetta contro gli agenti atmosferici.
- Contro flangia bocca aspirante e premente
- Supporti antivibranti
- Regolatori di velocità ad autotrasformatore o inverter

### *GENERAL DESCRIPTION*

*Backward curved centrifugal fans suitable for high temperature smoke extraction, **tested for smoke extraction 400°C/2 hours,** certification pending. The main characteristic of the PR-Q series is the quadrangular construction, which allows to obtain four orientations (0°-90°-180°-270°) with the same fan. The dimensions are reduced tank to the absence of the motor support.*

### *CONSTRUCTION*

- *Volute casing with quadrangular frame, manufactured in galvanized steel sheet protected against atmospheric agents.*
- *Single inlet, backward curved wheel with high efficiency, manufactured in galvanized steel sheet and steel hub.*
- *Inlet/outlet made according to UNI EN ISO 13351*
- *Execution 5 (impeller directly coupled to flanged motor), rotation RD.*
- *Double speed asynchronous three-phase motor manufactured according to international standards IEC 60034, IEC 60072, EMC 2004/108/CE, LVD 2006/95/CE, CE marked, IP 55, classF. Double speed by delta/star switching. Electric supply: 400V / 50 Hz three phase.*

### *Accessories*

- *Inlet/outlet flexible connectors*
- *Inlet and outlet protection guard manufactured according to UNI 12499 norm and protected against atmospheric agents.*
- *Inlet/outlet counterflange*
- *Antivibration supports*
- *Self transformer or inverters speed controllers*

## ORIENTAMENTI *Discharge angles* PR-Q HT-2V

| Rotazione *Rotation* RD | 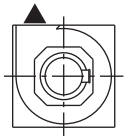 | 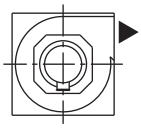 | 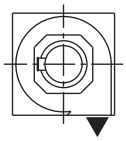 | 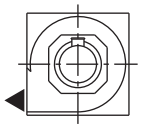 |
|---|---|---|---|---|
| Forma/*Form* | 0° | 90° | 180° | 270° |

Frequenza 50Hz – Temperatura dell'aria 15°C – Pressione barometrica 760 mm Hg – Peso specifico dell'aria 1,22 Kg/m3
*Frequency 50Hz – Air temperature 15°C – Barometric pressure 760 mm Hg – Air specific weight 1,22 Kg/m3*

**Lp:** livello di pressione sonora rilevato a 1,50 m - ***Lp:*** *sound pression level measured at 1,50 m*

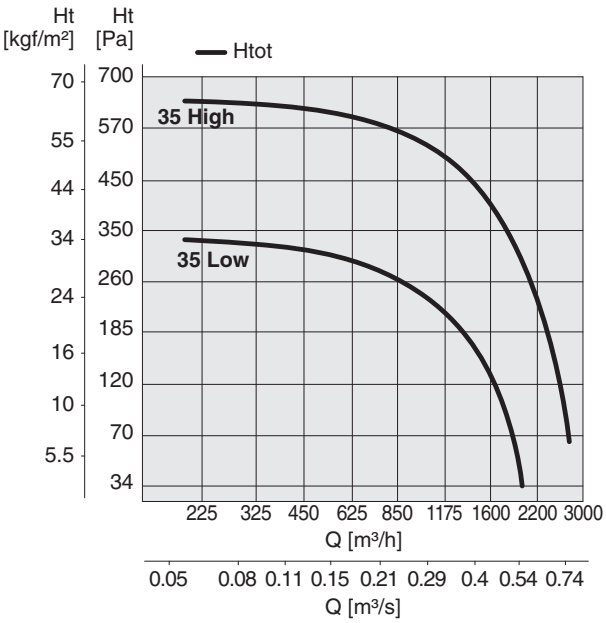


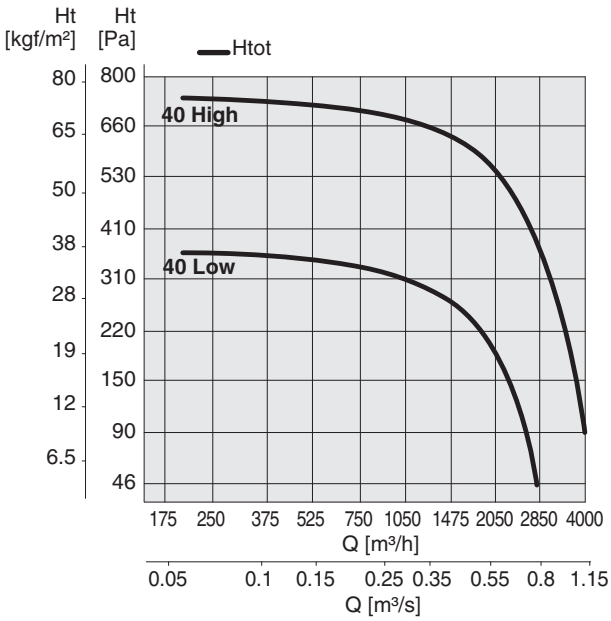


## PR-Q HT-2V 35

| Tipo Type | Modello Model | U | rpm | Pm (kW) | In (A) | IP/CL | Mot. (Gr) | Lp dB(A) |
|---|---|---|---|---|---|---|---|---|
| PR-Q HT-2V | 35 High | T | 1350 - Δ | 0,26 | 0,96 | 55/F | 71 | 69 |
| PR-Q HT-2V | 35 Low | T | 980 - ⅄ | 0,26 | 0,55 | 55/F | 71 | 59 |

## PR-Q HT-2V 40

| Tipo Type | Modello Model | U | rpm | Pm (kW) | In (A) | IP/CL | Mot. (Gr) | Lp dB(A) |
|---|---|---|---|---|---|---|---|---|
| PR-Q HT-2V | 40 High | T | 1400 - Δ | 0,55 | 1,06 | 55/F | 80 | 70 |
| PR-Q HT-2V | 40 Low | T | 980 - ⅄ | 0,55 | 0,90 | 55/F | 80 | 59 |

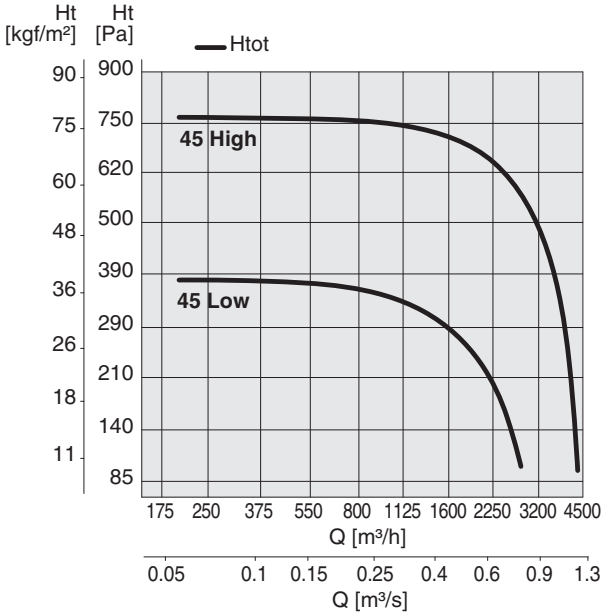


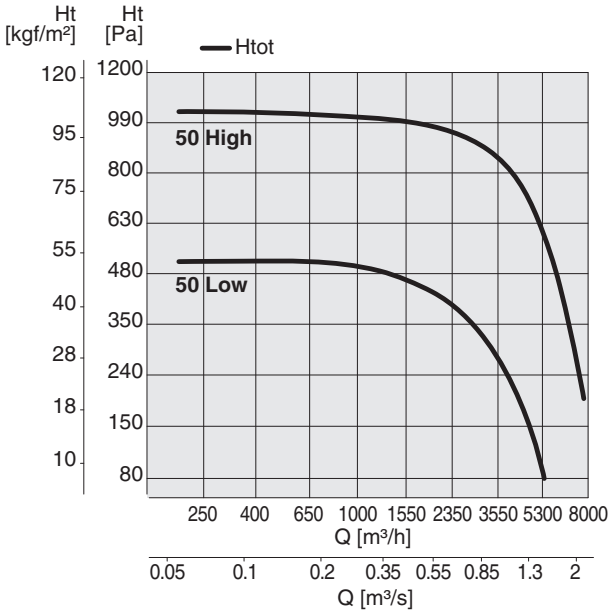


## PR-Q HT-2V 45

| Tipo Type | Modello Model | U | rpm | Pm (kW) | In (A) | IP/CL | Mot. (Gr) | Lp dB(A) |
|---|---|---|---|---|---|---|---|---|
| PR-Q HT-2V | 45 High | T | 1400 - Δ | 0,75 | 2,20 | 55/F | 80 | 72 |
| PR-Q HT-2V | 45 Low | T | 980 - ⅄ | 0,75 | 1,30 | 55/F | 80 | 61 |

## PR-Q HT-2V 50

| Tipo Type | Modello Model | U | rpm | Pm (kW) | In (A) | IP/CL | Mot. (Gr) | Lp dB(A) |
|---|---|---|---|---|---|---|---|---|
| PR-Q HT-2V | 50 High | T | 1400 - Δ | 1,10 | 2,80 | 55/F | 90S | 73 |
| PR-Q HT-2V | 50 Low | T | 980 - ⅄ | 1,10 | 1,60 | 55/F | 90S | 63 |

Frequenza 50Hz – Temperatura dell'aria 15°C – Pressione barometrica 760 mm Hg – Peso specifico dell'aria 1,22 Kg/m3
*Frequency 50Hz – Air temperature 15°C – Barometric pressure 760 mm Hg – Air specific weight 1,22 Kg/m3*

**Lp:** livello di pressione sonora rilevato a 1,50 m - ***Lp:*** *sound pression level measured at 1,50 m*

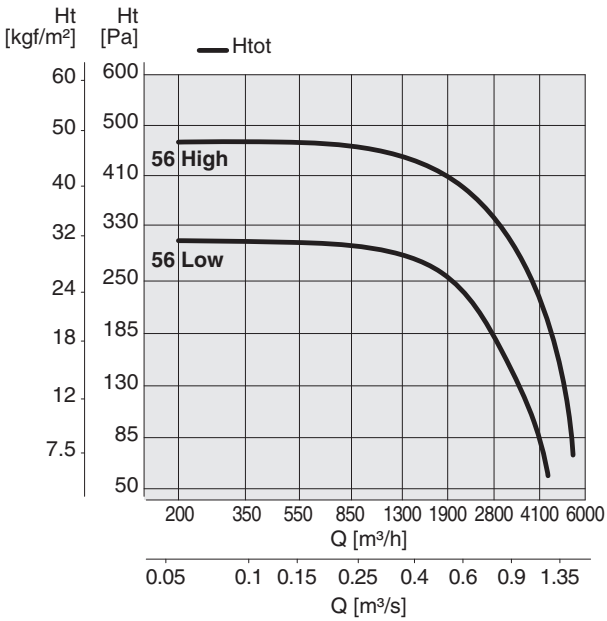


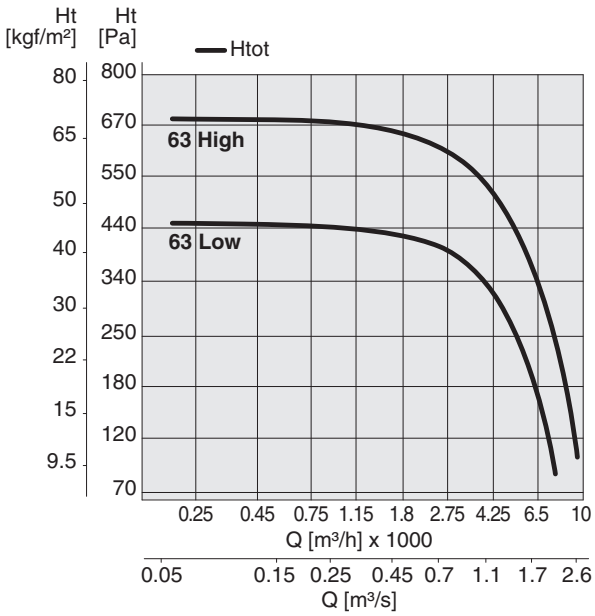


## PR-Q HT-2V 56

| Tipo Type | Modello Model | U | rpm | Pm (kW) | In (A) | IP/CL | Mot. (Gr) | Lp dB(A) |
|---|---|---|---|---|---|---|---|---|
| **PR-Q HT-2V** | **56 High** | T | 900 - Δ | 0,55 | 2,00 | 55/F | 80 | 70 |
| **PR-Q HT-2V** | **56 Low** | T | 730 - ⅄ | 0,55 | 1,30 | 55/F | 80 | 64 |

## PR-Q HT-2V 63

| Tipo Type | Modello Model | U | rpm | Pm (kW) | In (A) | IP/CL | Mot. (Gr) | Lp dB(A) |
|---|---|---|---|---|---|---|---|---|
| **PR-Q HT-2V** | **63 High** | T | 1400 - Δ | 1,10 | 3,40 | 55/F | 90L | 73 |
| **PR-Q HT-2V** | **63 Low** | T | 980 - ⅄ | 1,10 | 2,00 | 55/F | 90L | 65 |

# DIMENSIONI *Dimensions*

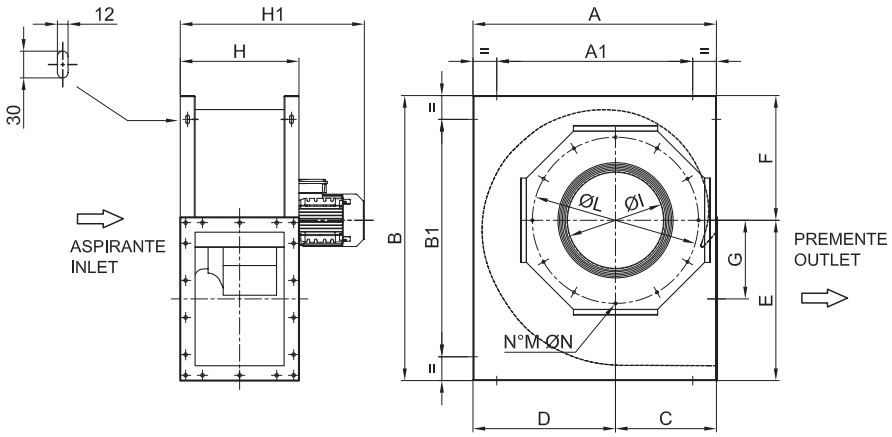


| TIPO / *TYPE* | A | A1 | B | B1 | C | D | E | F | G | H | H1 | ASPIRANTE / *INLET* | | | | kg |
|---|---|---|---|---|---|---|---|---|---|---|---|---|---|---|---|---|
| | | | | | | | | | | | | I | L | M | N | |
| **PR-Q HT 35** | 620 | 520 | 650 | 55 | 295 | 325 | 370 | 280 | 177 | 270 | 450 | 270 | 450 | 8 | M8 | 35 |
| **PR-Q HT 40** | 680 | 580 | 790 | 690 | 305 | 375 | 440 | 350 | 277 | 320 | 520 | 296 | 500 | 8 | M8 | 45 |
| **PR-Q HT 45** | 740 | 640 | 880 | 780 | 305 | 435 | 490 | 390 | 255 | 320 | 520 | 296 | 500 | 8 | M8 | 50 |
| **PR-Q HT 50** | 820 | 660 | 960 | 800 | 340 | 480 | 540 | 420 | 265 | 400 | 620 | 327 | 560 | 12 | M8 | 75 |
| **PR-Q HT 56** | 890 | 730 | 1040 | 880 | 370 | 520 | 600 | 440 | 300 | 400 | 585 | 370 | 620 | 12 | M8 | 80 |
| **PR-Q HT 63** | 910 | 750 | 1100 | 940 | 410 | 500 | 650 | 450 | 320 | 455 | 675 | 430 | 690 | 12 | M8 | 100 |

Dimensioni in mm / *Dimensions in mm*

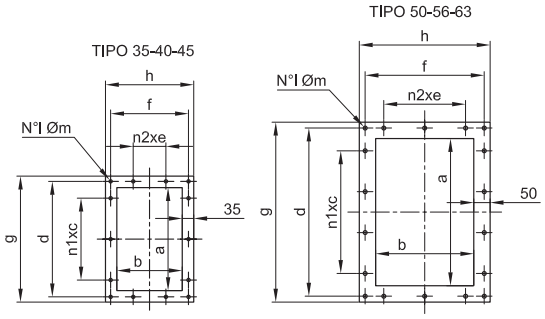


| TIPO / *TYPE* | PREMENTE / *OUTLET* | | | | | | | | | |
|---|---|---|---|---|---|---|---|---|---|---|
| | a | b | n1 x c | d | n2 x e | f | g | h | l | m |
| **PR-Q HT 35** | 315 | 200 | 2 x 125 | 353 | 1 x 100 | 238 | 385 | 270 | 14 | 10 |
| **PR-Q HT 40** | 355 | 250 | 2 x 125 | 393 | 1 x 125 | 288 | 425 | 320 | 14 | 10 |
| **PR-Q HT 45** | 400 | 250 | 2 x 125 | 438 | 1 x 125 | 288 | 470 | 320 | 14 | 10 |
| **PR-Q HT 50** | 450 | 300 | 3 x 125 | 514 | 2 x 125 | 364 | 550 | 400 | 18 | 12 |
| **PR-Q HT 56** | 500 | 300 | 3 x 125 | 564 | 2 x 125 | 364 | 600 | 400 | 18 | 12 |
| **PR-Q HT 63** | 560 | 355 | 4 x 125 | 624 | 2 x 125 | 419 | 660 | 455 | 20 | 12 |

Dimensioni in mm / *Dimensions in mm*

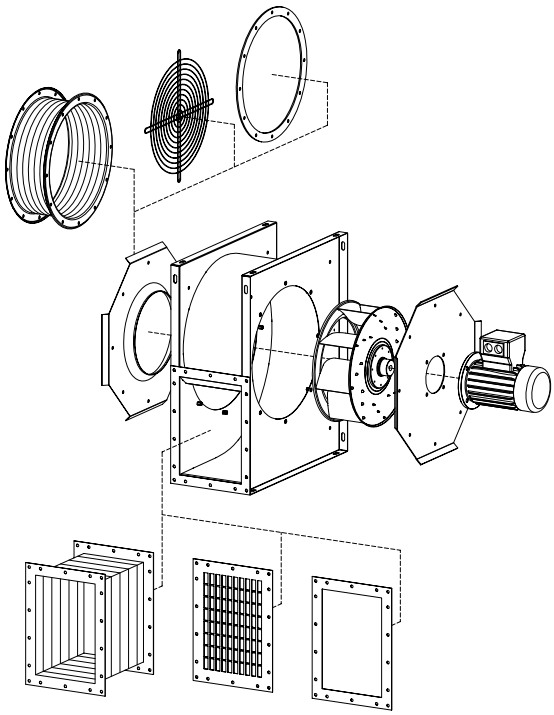

## CONTROFLANGIA PREMENTE / *OUTLET CONNECTOR FLANGE*

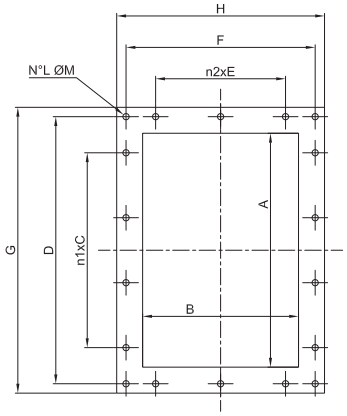


| TIPO *TYPE* | A | B | n1xC | D | n2xE | F | G | H | L | M | Sp. | Kg |
|---|---|---|---|---|---|---|---|---|---|---|---|---|
| **35** | 315 | 200 | 2x125 | 353 | 1x100 | 238 | 385 | 270 | 14 | 10 | 15/10 | 0,47 |
| **40** | 355 | 250 | 2x125 | 393 | 1x125 | 288 | 425 | 320 | 14 | 10 | 15/10 | 0,55 |
| **45** | 400 | 250 | 2x125 | 438 | 1x125 | 288 | 470 | 320 | 14 | 10 | 15/10 | 0,58 |
| **50** | 450 | 300 | 3x125 | 514 | 2x125 | 364 | 550 | 400 | 18 | 12 | 20/10 | 1,30 |
| **56** | 500 | 300 | 3x125 | 564 | 2x125 | 364 | 600 | 400 | 18 | 12 | 20/10 | 1,38 |
| **63** | 560 | 355 | 4x125 | 624 | 2x125 | 419 | 660 | 455 | 20 | 12 | 20/10 | 1,56 |

Dimensioni in mm / *Dimensions in mm*

## GIUNTO ANTIVIBRANTE PREMENTE / *OUTLET GUARD*

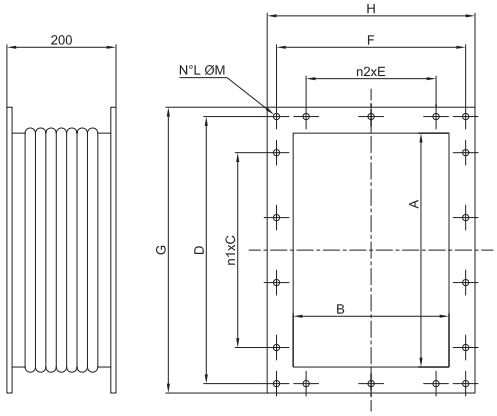


| TIPO *TYPE* | A | B | n1xC | D | n2xE | F | G | H | L | M | Kg |
|---|---|---|---|---|---|---|---|---|---|---|---|
| **35** | 315 | 200 | 2x125 | 353 | 1x100 | 238 | 385 | 270 | 14 | 10 | 3,5 |
| **40** | 355 | 250 | 2x125 | 393 | 1x125 | 288 | 425 | 320 | 14 | 10 | 4 |
| **45** | 400 | 250 | 2x125 | 438 | 1x125 | 288 | 470 | 320 | 14 | 10 | 4,5 |
| **50** | 450 | 300 | 3x125 | 514 | 2x125 | 364 | 550 | 400 | 18 | 12 | 5 |
| **56** | 500 | 300 | 3x125 | 564 | 2x125 | 364 | 600 | 400 | 18 | 12 | 5,5 |
| **63** | 560 | 355 | 4x125 | 624 | 2x125 | 419 | 660 | 455 | 20 | 12 | 6 |

Dimensioni in mm / *Dimensions in mm*

## RETE PROTEZIONE BOCCA PREMENTE / *OUTLET PROTECTION GUARD*

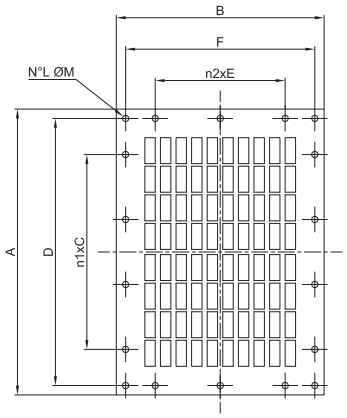


| TIPO *TYPE* | A | B | n1xC | D | n2xE | F | L | M | Sp. | Kg |
|---|---|---|---|---|---|---|---|---|---|---|
| **35** | 385 | 270 | 2x125 | 353 | 1x100 | 238 | 14 | 10 | 15/10 | 0,49 |
| **40** | 425 | 320 | 2x125 | 393 | 1x125 | 288 | 14 | 10 | 15/10 | 0,58 |
| **45** | 470 | 320 | 2x125 | 438 | 1x125 | 288 | 14 | 10 | 15/10 | 0,61 |
| **50** | 550 | 400 | 3x125 | 514 | 2x125 | 364 | 18 | 12 | 20/10 | 1,33 |
| **56** | 600 | 400 | 3x125 | 564 | 2x125 | 364 | 18 | 12 | 20/10 | 1,41 |
| **63** | 660 | 455 | 4x125 | 624 | 2x125 | 419 | 20 | 12 | 20/10 | 1,59 |

Dimensioni in mm / *Dimensions in mm*

## GIUNTO ANTIVIBRANTE CCga-HT / *FLEXIBLE CONNECTORS CCga-HT*

Impedisce la propagazione delle vibrazioni sulla canalizzazione. Costruito con due flange in lamiera d'acciaio, realizzate a norma UNI ISO 6580 – EUROVENT per il fissaggio al ventilatore e al canale, ed un nastro di collegamento flessibile e robusto. Adatto all'utilizzo ad alte temperature. Parti in lamiera verniciate a polveri epossipoliestiriche.

*It prevents the propagation of vibrations along the ducted system. Manufactured with two flanges in steel sheet, according to UNI ISO6580 – EUROVENT standard for fixing to the fan and to the duct, and a strong flexible fabric joint. Suitable for high temperature working. Components in steel sheet protected against atmospheric agents by epoxy paint.*

| TIPO *TYPE* | Modello Model | A | ØB | ØC | ØD | E | ØF | kg |
|---|---|---|---|---|---|---|---|---|
| CCga 40 | PR-Q 35 | 200 | 400 | 450 | 496 | 8 | 12 | 7 |
| CCga 45 | PR-Q 40-45 | 200 | 450 | 500 | 546 | 8 | 12 | 8 |
| CCga 50 | PR-Q 50 | 200 | 500 | 560 | 598 | 12 | 12 | 9 |
| CCga 56 | PR-Q 56 | 200 | 560 | 620 | 658 | 12 | 12 | 10 |
| CCga 63 | PR-Q 63 | 200 | 630 | 690 | 730 | 12 | 12 | 11 |

Dimensioni in mm / *Dimensions in mm*

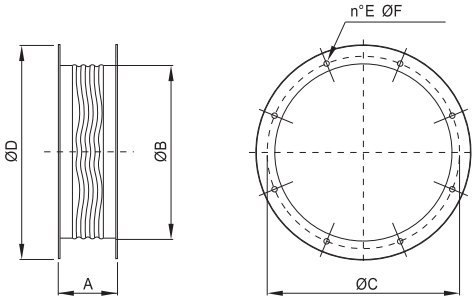


## RETE PROTEZIONE BOCCA ASPIRANTE CCr / *INLET PROTECTION GUARD CCr*

Salvaguardano dal contatto accidentale con le parti in movimento del ventilatore. Realizzate in filo d'acciaio, a norma UNI 10615 e protette contro gli agenti atmosferici. CCr: versione piana (per cassa lunga e cassa corta lato girante),

*They prevent from casual contact with moving parts of the fan. Manufactured in steel rod according to UNI 10615 standard and protected against atmospheric agents. CCr: flat version (for long case and short case on impeller side)*

| TIPO *TYPE* | Modello Model | ØA | kg |
|---|---|---|---|
| CCr 40 | PR-Q 35 | 450 | 0,8 |
| CCr 45 | PR-Q 40-45 | 500 | 1,0 |
| CCr 50 | PR-Q 50 | 560 | 1,3 |
| CCr 56 | PR-Q 56 | 620 | 1,6 |
| CCr 63 | PR-Q 63 | 690 | 1,9 |




## CONTROFLANGIA CCf / *COUNTER FLANGE CCf*

Piastra a forma di anello provvista di fori a norma UNI ISO 6580 – EUROVENT. Viene utilizzata per facilitare il collegamento tra il canale ed il ventilatore.

*Ring plate with holes according to UNI ISO6580 – EUROVENT standard, compatible with fan flange. It is used for easier connection between the CC fan and the duct.*

| TIPO *TYPE* | Modello Model | ØA | ØB | C | ØD | kg |
|---|---|---|---|---|---|---|
| CCf 40 | PR-Q 35 | 400 | 450 | 8 | 12 | 1,7 |
| CCf 45 | PR-Q 40-45 | 450 | 500 | 8 | 12 | 1,9 |
| CCf 50 | PR-Q 50 | 500 | 560 | 12 | 12 | 2,1 |
| CCf 56 | PR-Q 56 | 560 | 620 | 12 | 12 | 2,4 |
| CCf 63 | PR-Q 63 | 630 | 690 | 12 | 12 | 2,7 |
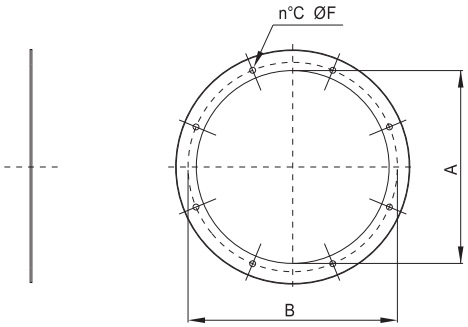
Dimensioni in mm / *Dimensions in mm*